

School Survey

Overview

Survey title	Dalyellup Primary School National Parent Survey 2014
Report title	Distribution - single
Organisation name	Dalyellup Primary School
Generation time & date	1:25PM - 05 Sep 2014
Generated by	Gary Quinn
Distribution name	Dalyellup Primary School National Parent Survey 2014 - 5/08/2014 3:55 PM
School year	2014
Num of online responses	50
Num of manual responses	0

This survey incorporates skipping logic between questions.

Question overview information	Yes
N/A responses	Yes
Open text responses	No
'Other' responses	No
Order of questions	Sequential
Graphs	Yes

1 . Please rate the items below

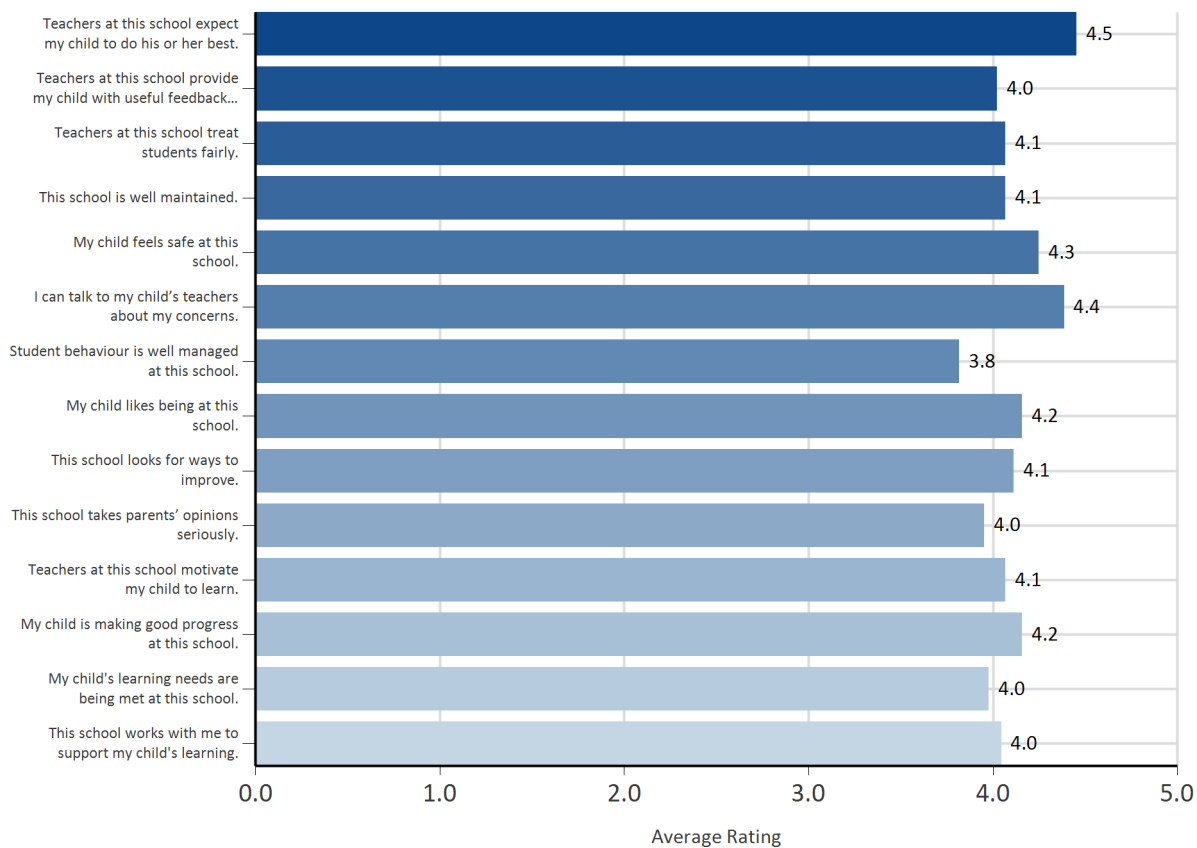
Question overview

Module name	National parent questions
Module owner	National
Category	None
Mandatory	Yes
Type	Multiple rating (multi row likert)
Answered	44
Not answered	6
Skipped (as per skip logic)	0

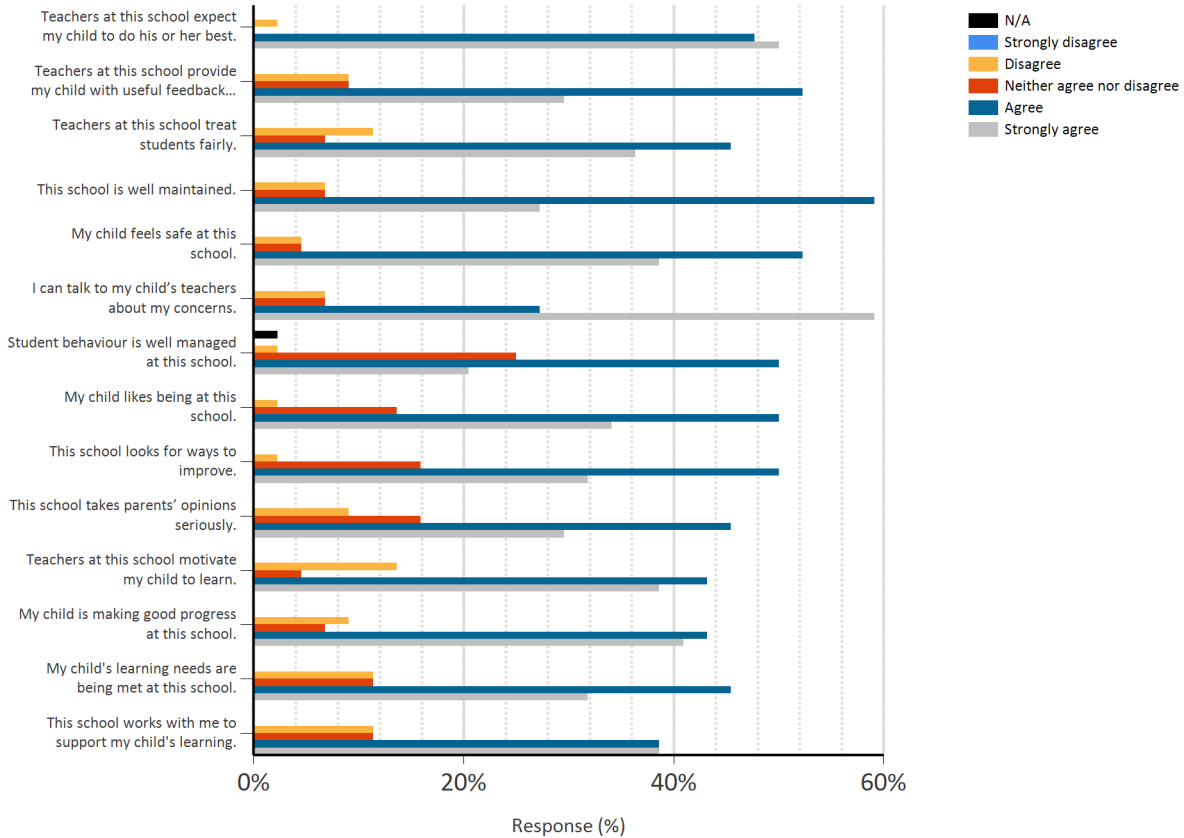
Rating

Score

Strongly agree	5
Agree	4
Neither agree nor disagree	3
Disagree	2
Strongly disagree	1
N/A	Null



Dalyellup Primary School National Parent Survey 2014



	N/A		Strongly disagree		Disagree		Neither agree nor disagree		Agree		Strongly agree	
	Num	%	Num	%	Num	%	Num	%	Num	%	Num	%
Teachers at this school expect my child to do his or her best.	-	-	-	-	1	2%	-	-	21	48%	22	50%
Teachers at this school provide my child with useful feedback about his or her school work.	-	-	-	-	4	9%	4	9%	23	52%	13	30%
Teachers at this school treat students fairly.	-	-	-	-	5	11%	3	7%	20	45%	16	36%
This school is well maintained.	-	-	-	-	3	7%	3	7%	26	59%	12	27%
My child feels safe at this school.	-	-	-	-	2	5%	2	5%	23	52%	17	39%
I can talk to my child's teachers about my concerns.	-	-	-	-	3	7%	3	7%	12	27%	26	59%
Student behaviour is well managed at this school.	1	2%	-	-	1	2%	11	25%	22	50%	9	20%
My child likes being at this school.	-	-	-	-	1	2%	6	14%	22	50%	15	34%
This school looks for ways to improve.	-	-	-	-	1	2%	7	16%	22	50%	14	32%
This school takes parents' opinions seriously.	-	-	-	-	4	9%	7	16%	20	45%	13	30%
Teachers at this school motivate my child to learn.	-	-	-	-	6	14%	2	5%	19	43%	17	39%

Dalyellup Primary School National Parent Survey 2014

My child is making good progress at this school.	-	-	-	-	4	9%	3	7%	19	43%	18	41%
My child's learning needs are being met at this school.	-	-	-	-	5	11%	5	11%	20	45%	14	32%
This school works with me to support my child's learning.	-	-	-	-	5	11%	5	11%	17	39%	17	39%

2 . Please rate the items below.

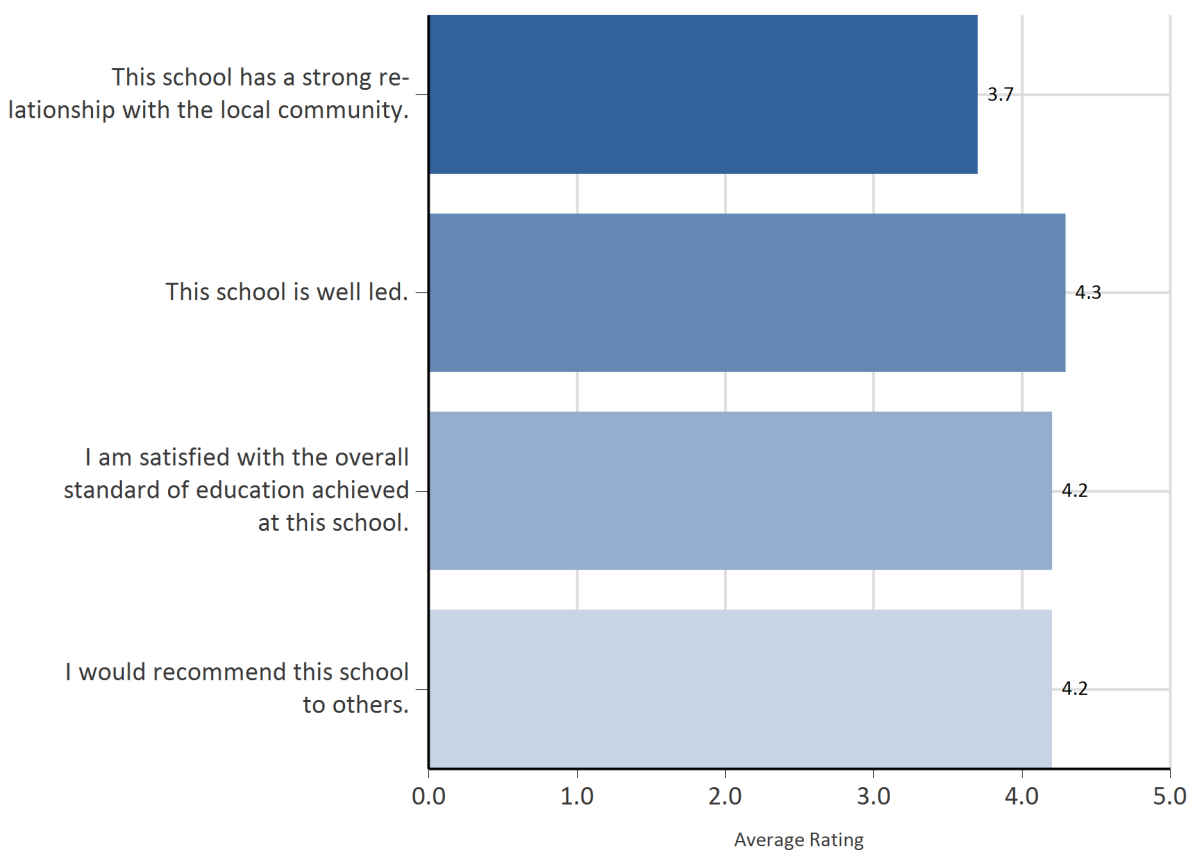
Question overview

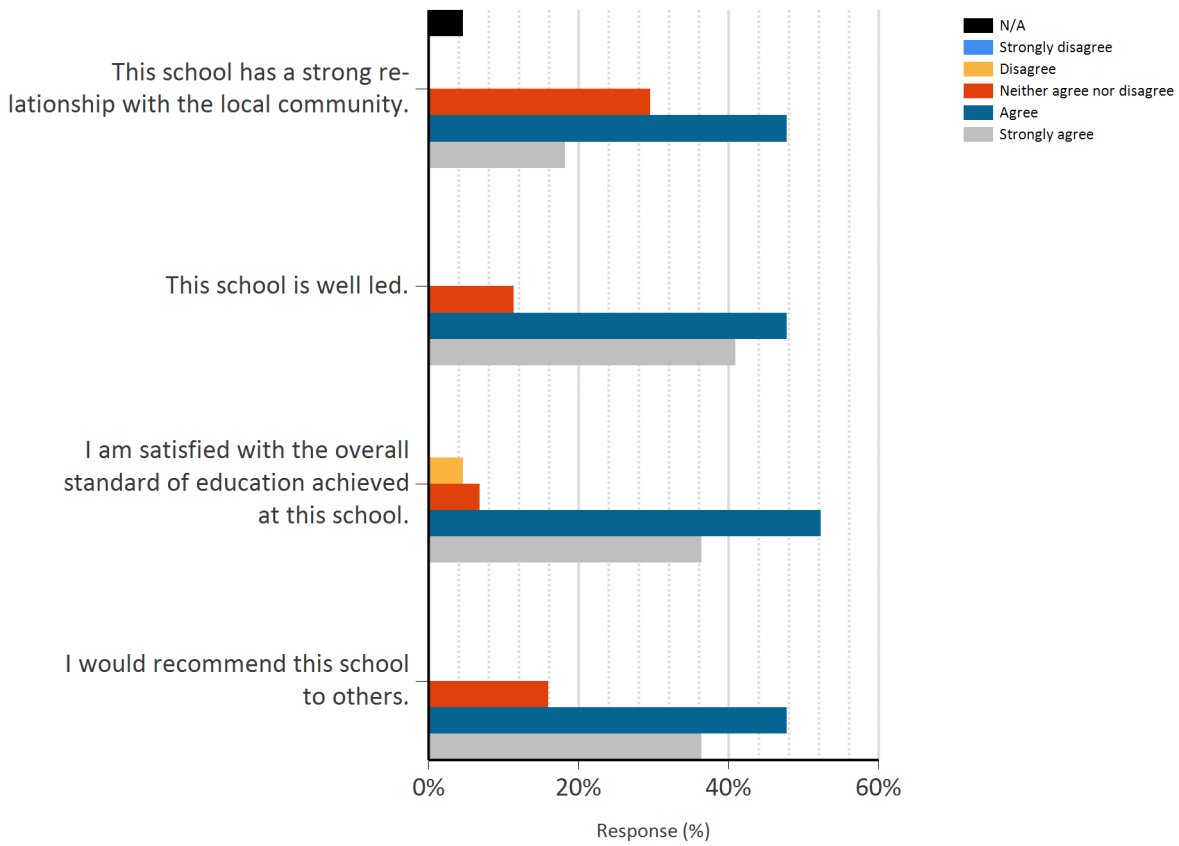
Module name	WA Public Schools - Parent Survey Items
Module owner	WA Public Schools
Category	Leadership & Management
Mandatory	Yes
Type	Multiple rating (multi row likert)
Answered	44
Not answered	6
Skipped (as per skip logic)	0

Rating

Score

Strongly agree	5
Agree	4
Neither agree nor disagree	3
Disagree	2
Strongly disagree	1
N/A	Null





	N/A		Strongly disagree		Disagree		Neither agree nor disagree		Agree		Strongly agree	
	Num	%	Num	%	Num	%	Num	%	Num	%	Num	%
This school has a strong relationship with the local community.	2	5%	-	-	-	-	13	30%	21	48%	8	18%
This school is well led.	-	-	-	-	-	-	5	11%	21	48%	18	41%
I am satisfied with the overall standard of education achieved at this school.	-	-	-	-	2	5%	3	7%	23	52%	16	36%
I would recommend this school to others.	-	-	-	-	-	-	7	16%	21	48%	16	36%

3 . The school has recently moved away from paper communication to digital, using Skoolbag and our school website, to inform parents/caregivers and the community about school operations. Do you believe the move to digital communication will be more effective?

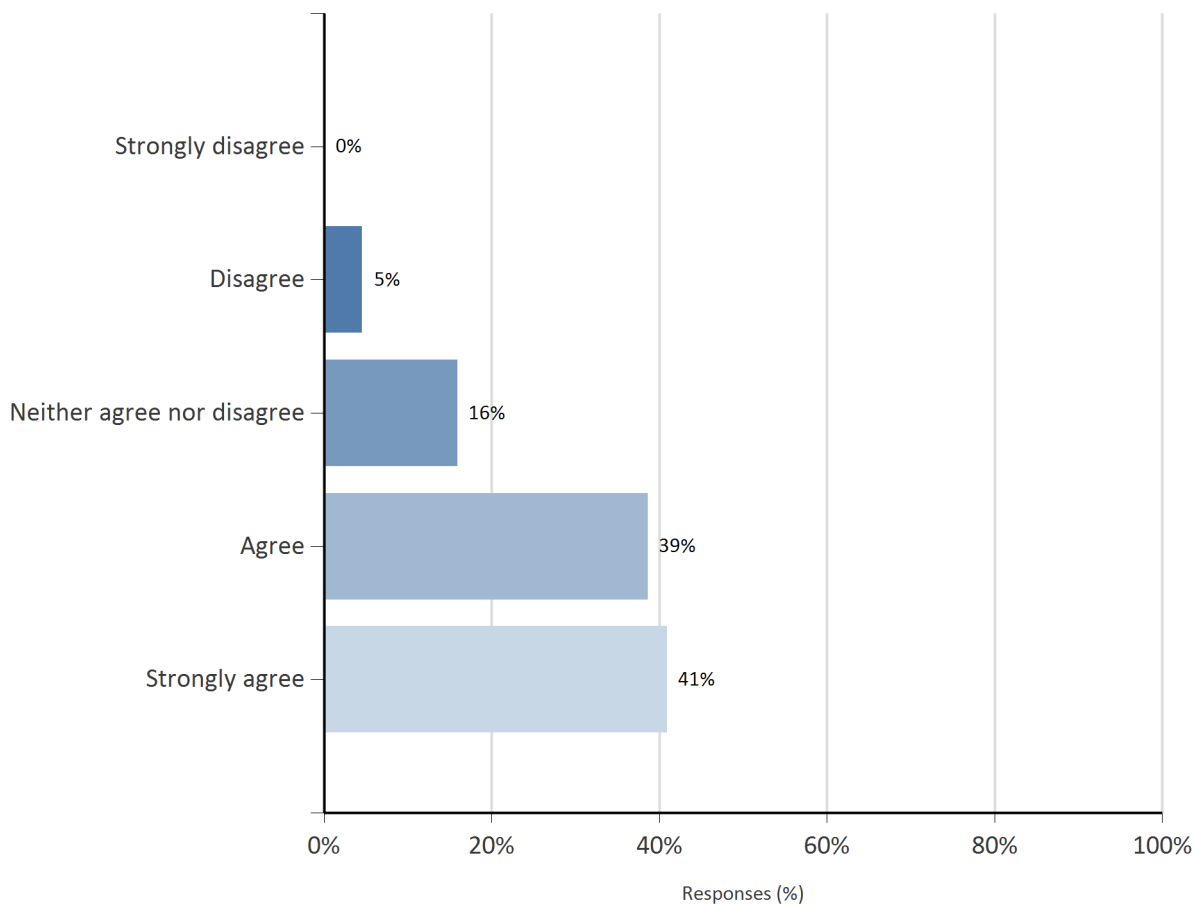
Question overview

Category	school initiatives
Mandatory	Yes
Type	Rating (single row likert)
Answered	44
Not answered	3
Skipped (as per skip logic)	3

Rating

Score

Strongly agree	5
Agree	4
Neither agree nor disagree	3
Disagree	2
Strongly disagree	1



	Strongly disagree		Disagree		Neither agree nor disagree		Agree		Strongly agree	
	Num	%	Num	%	Num	%	Num	%	Num	%
Number	-	-	2	5%	7	16%	17	39%	18	41%

4 . To equip students to operate effectively in the digital age, the school has introduced I pads for drill/practice in P- Yr 3 and for 1 to 1 instruction in Yr 4-6. Do you believe this technology is assisting students to improve their learning outcomes?

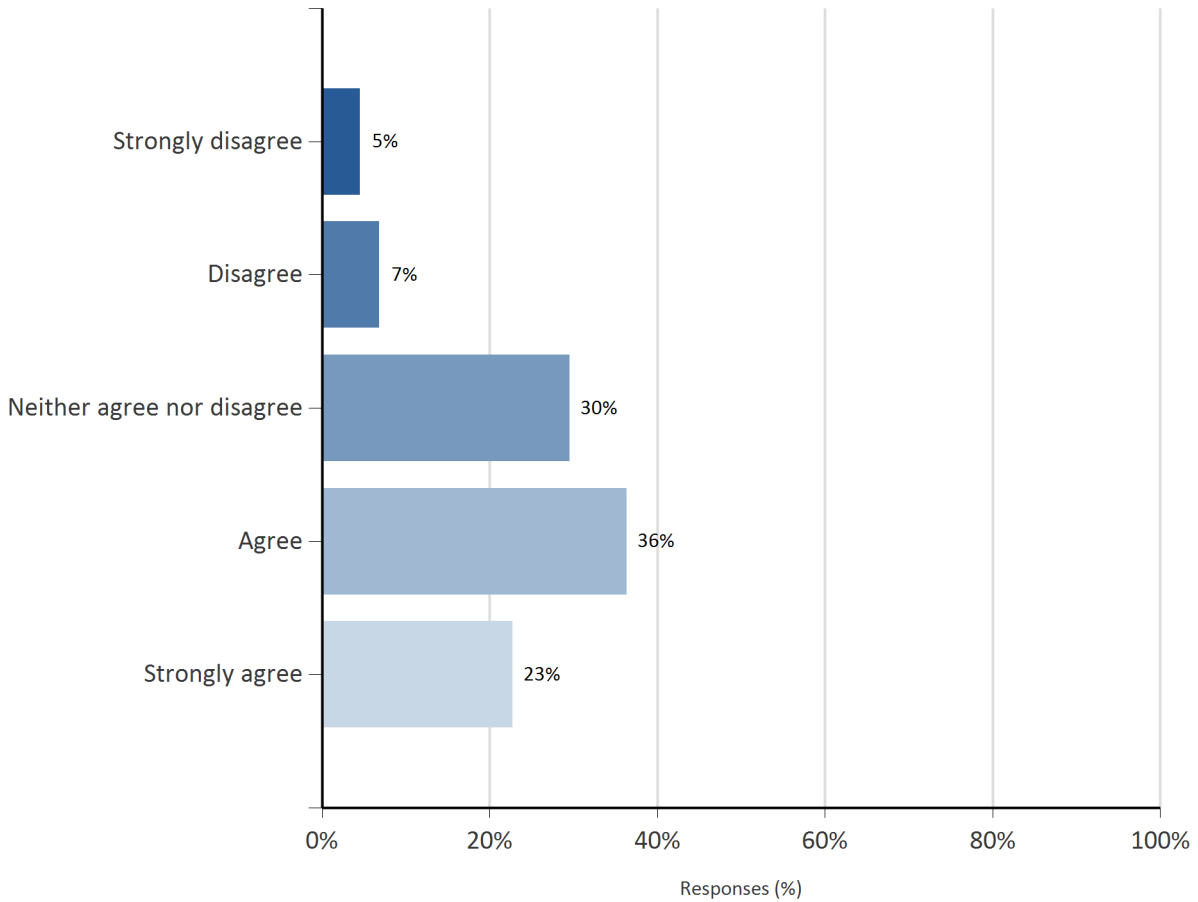
Question overview

Category	school initiatives
Mandatory	Yes
Type	Rating (single row likert)
Answered	44
Not answered	3
Skipped (as per skip logic)	3

Rating

Score

Strongly agree	5
Agree	4
Neither agree nor disagree	3
Disagree	2
Strongly disagree	1



	Strongly disagree		Disagree		Neither agree nor disagree		Agree		Strongly agree	
	Num	%	Num	%	Num	%	Num	%	Num	%
Number	2	5%	3	7%	13	30%	16	36%	10	23%

5 . Positive Behaviours in Schools has been introduced to provide a framework for all school community members to promote acceptable, positive behaviour. Do you support the implementation of this school wide program?

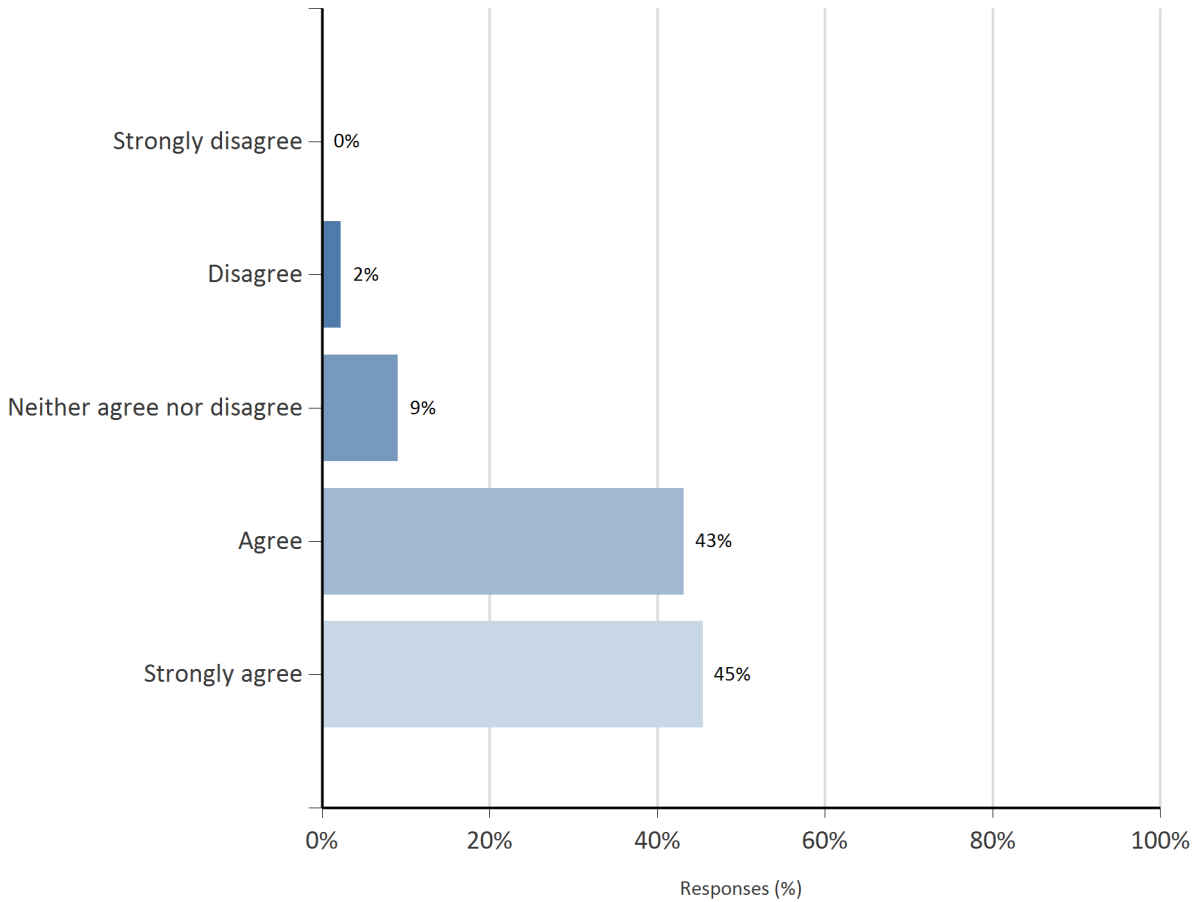
Question overview

Category	school initiatives
Mandatory	Yes
Type	Rating (single row likert)
Answered	44
Not answered	3
Skipped (as per skip logic)	3

Rating

Score

Strongly agree	5
Agree	4
Neither agree nor disagree	3
Disagree	2
Strongly disagree	1

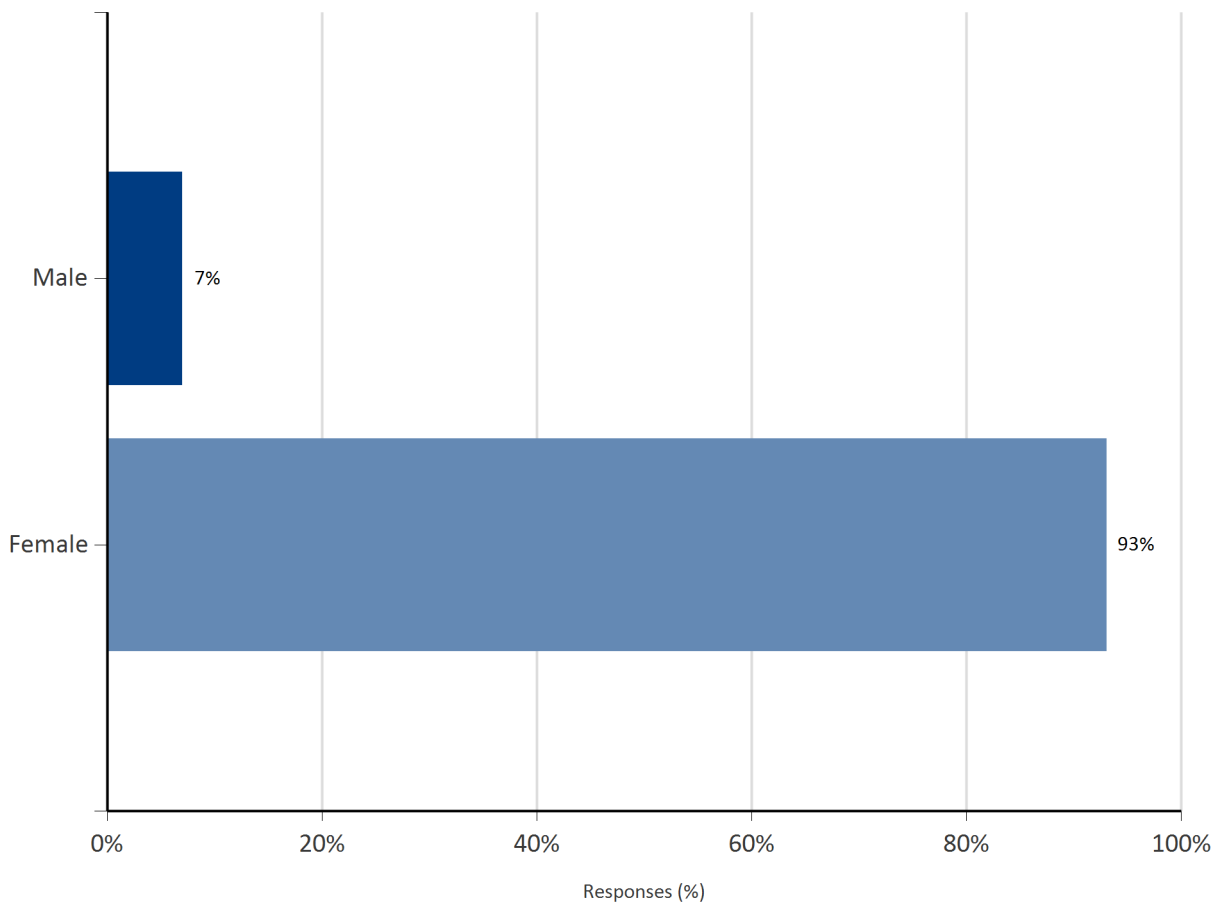


	Strongly disagree		Disagree		Neither agree nor disagree		Agree		Strongly agree	
	Num	%	Num	%	Num	%	Num	%	Num	%
Number	-	-	1	2%	4	9%	19	43%	20	45%

6 . Are you male or female?

Question overview

Module name	Parent School Opinion Survey - Demographic Questions
Module owner	National
Category	None
Mandatory	No
Type	Single response multiple choice
Answered	43
Not answered	7
Skipped (as per skip logic)	0

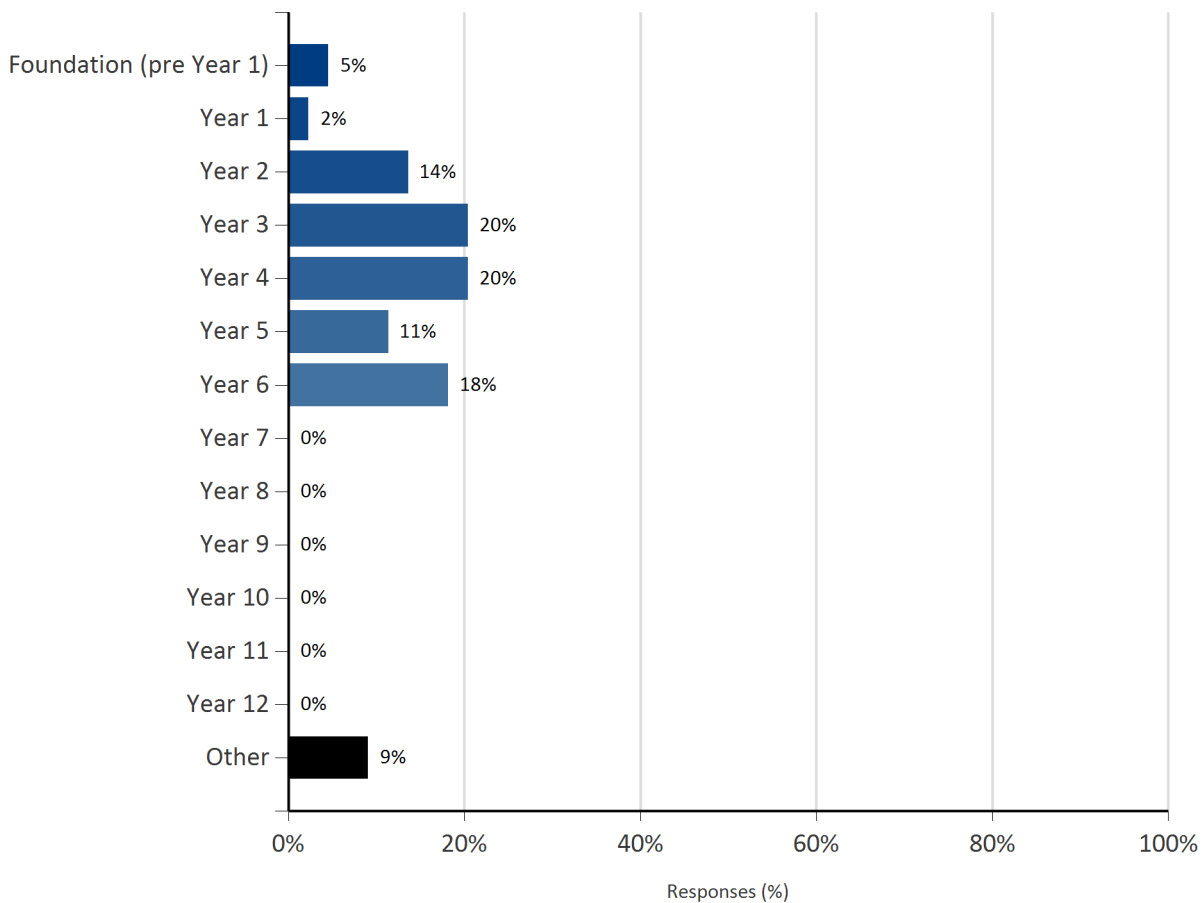


	Male		Female	
	Num	%	Num	%
Number	3	7%	40	93%

7 . What is the Year level of the child you are considering when you answer this survey?

Question overview

Module name	Parent School Opinion Survey - Demographic Questions
Module owner	National
Category	None
Mandatory	No
Type	Single response multiple choice
Answered	44
Not answered	6
Skipped (as per skip logic)	0



	Foundation (pre Year 1)		Year 1		Year 2		Year 3		Year 4		Year 5		Year 6	
	Num	%	Num	%	Num	%	Num	%	Num	%	Num	%	Num	%
Number	2	5%	1	2%	6	14%	9	20%	9	20%	5	11%	8	18%

	Year 7		Year 8		Year 9		Year 10		Year 11		Year 12		Other	
	Num	%	Num	%	Num	%	Num	%	Num	%	Num	%	Num	%
Number	-	-	-	-	-	-	-	-	-	-	-	-	4	9%