

School Survey

Overview

Survey title	Dalyellup Primary School National Student Survey 2014
Report title	Distribution - single
Organisation name	Dalyellup Primary School
Generation time & date	12:37PM - 05 Sep 2014
Generated by	Gary Quinn
Distribution name	Dalyellup Primary School National Student Survey 2014 - 5/08/2014 3:25 PM
School year	2014
Num of online responses	154
Num of manual responses	0

Question overview information	Yes
N/A responses	No
Open text responses	No
'Other' responses	No
Order of questions	Sequential
Graphs	Yes

1 . Please rate the items below

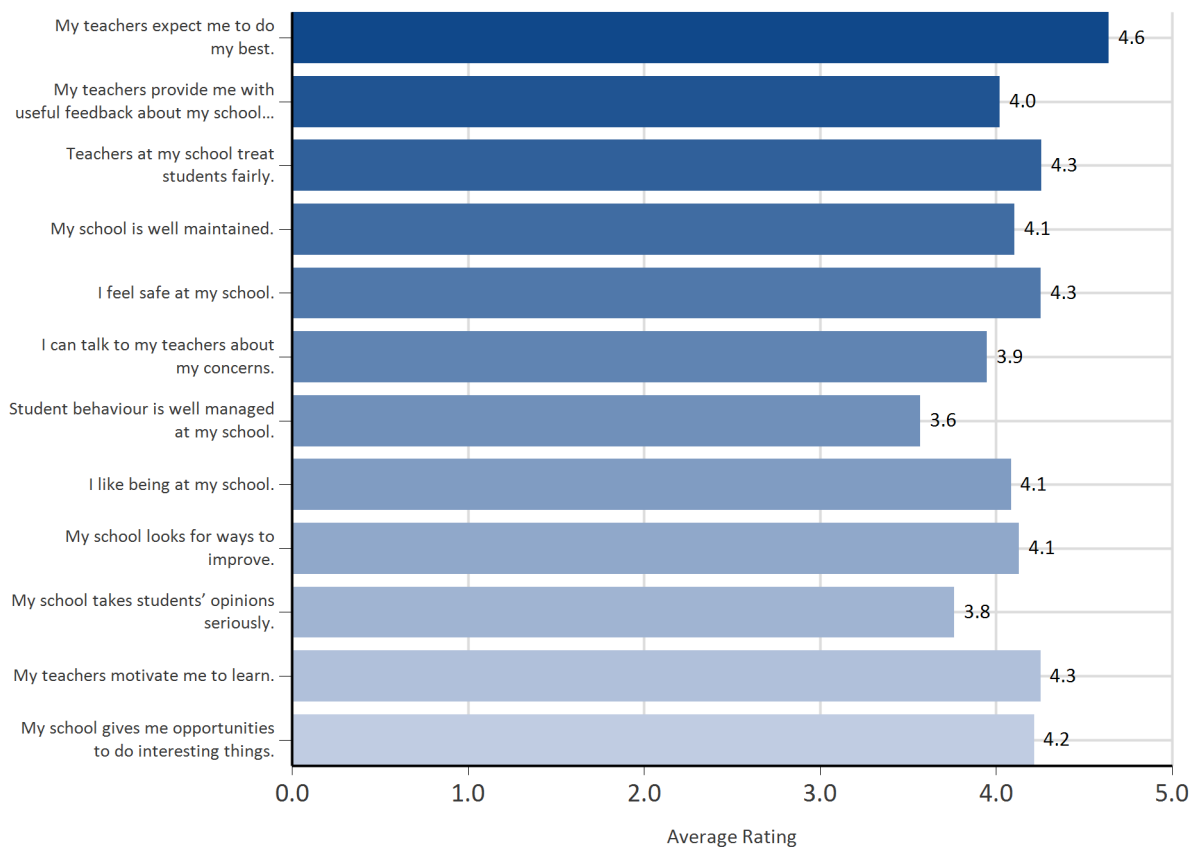
Question overview

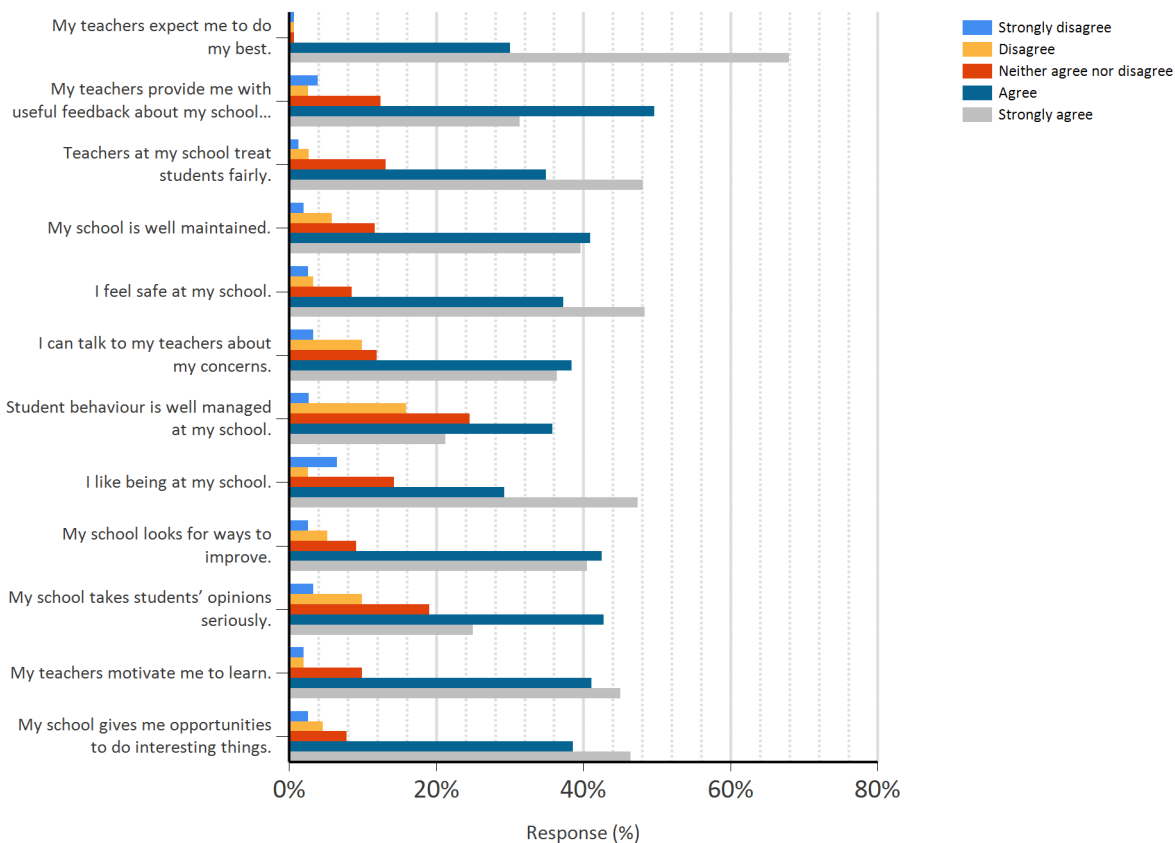
Module name	National student questions
Module owner	National
Category	None
Mandatory	Yes
Type	Multiple rating (multi row likert)
Answered	154
Not answered	0

Rating

Score

Strongly agree	5
Agree	4
Neither agree nor disagree	3
Disagree	2
Strongly disagree	1

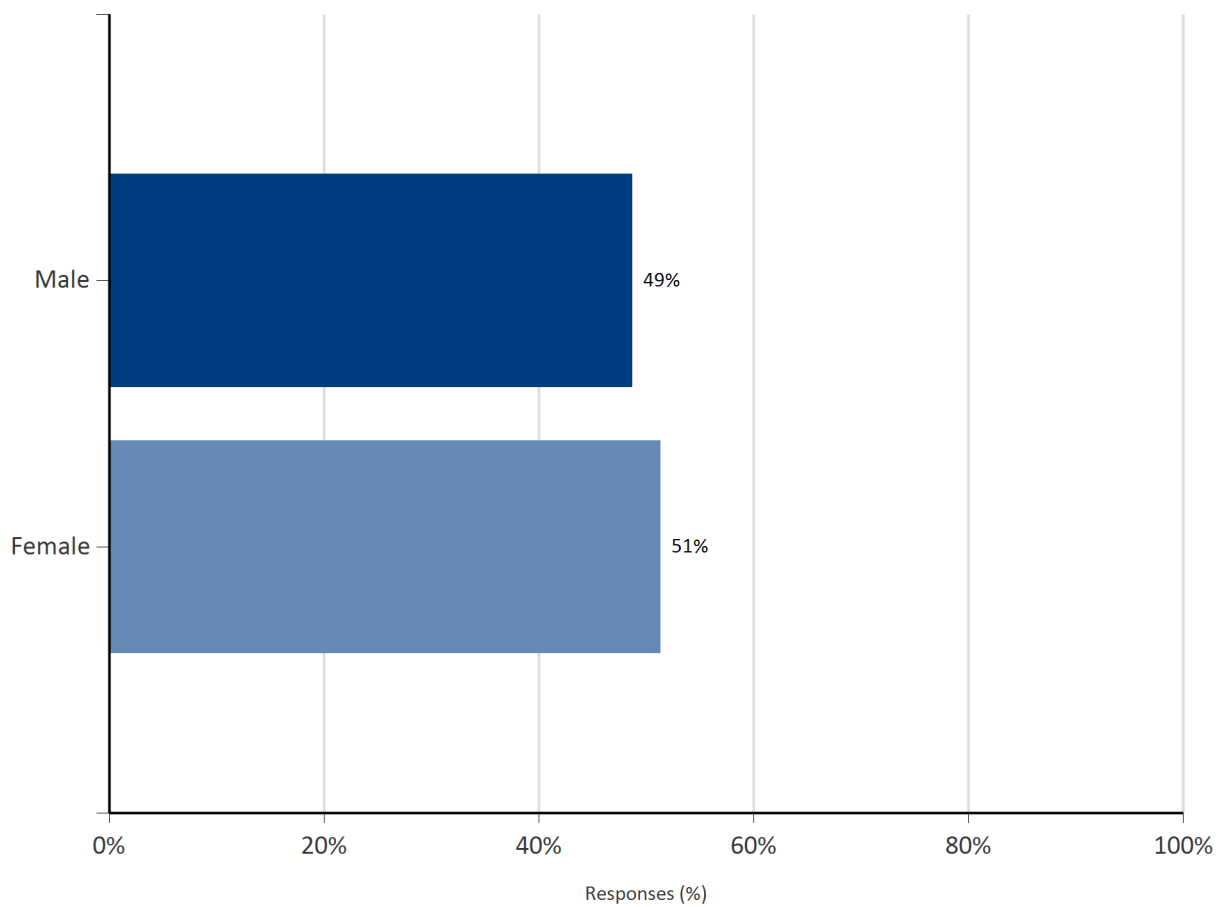




	Strongly disagree		Disagree		Neither agree nor disagree		Agree		Strongly agree	
	Num	%	Num	%	Num	%	Num	%	Num	%
My teachers expect me to do my best.	1	1%	1	1%	1	1%	46	30%	104	68%
My teachers provide me with useful feedback about my school work.	6	4%	4	3%	19	12%	76	50%	48	31%
Teachers at my school treat students fairly.	2	1%	4	3%	20	13%	53	35%	73	48%
My school is well maintained.	3	2%	9	6%	18	12%	63	41%	61	40%
I feel safe at my school.	4	3%	5	3%	13	8%	57	37%	74	48%
I can talk to my teachers about my concerns.	5	3%	15	10%	18	12%	58	38%	55	36%
Student behaviour is well managed at my school.	4	3%	24	16%	37	25%	54	36%	32	21%
I like being at my school.	10	6%	4	3%	22	14%	45	29%	73	47%
My school looks for ways to improve.	4	3%	8	5%	14	9%	65	42%	62	41%
My school takes students' opinions seriously.	5	3%	15	10%	29	19%	65	43%	38	25%
My teachers motivate me to learn.	3	2%	3	2%	15	10%	62	41%	68	45%
My school gives me opportunities to do interesting things.	4	3%	7	5%	12	8%	59	39%	71	46%

2 . Are you male or female?**Question overview**

Module name	Student School Opinion Survey - Demographic Questions
Module owner	National
Category	None
Mandatory	No
Type	Single response multiple choice
Answered	152
Not answered	2

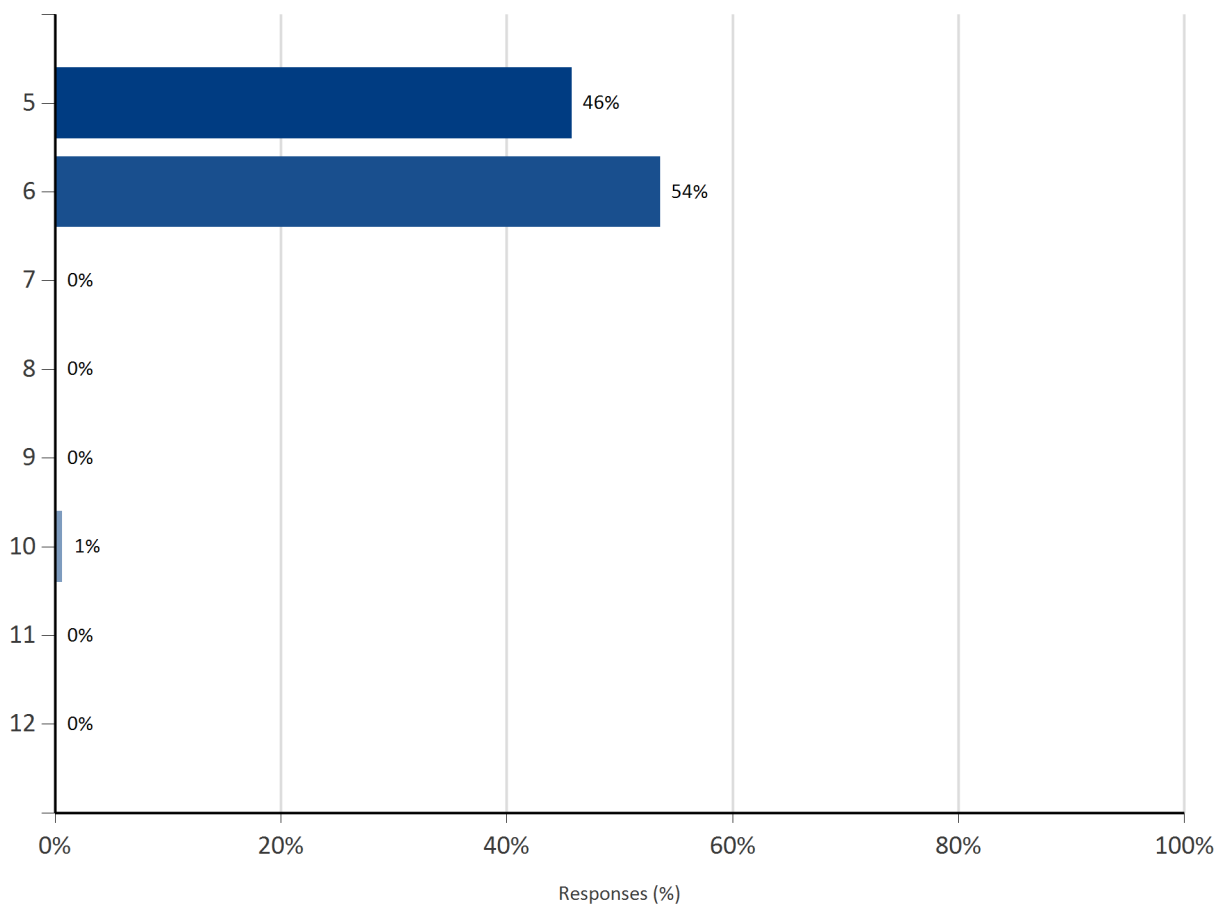


	Male		Female	
	Num	%	Num	%
Number	74	49%	78	51%

3 . What Year level are you?

Question overview

Module name	Student School Opinion Survey - Demographic Questions
Module owner	National
Category	None
Mandatory	No
Type	Single response multiple choice
Answered	153
Not answered	1

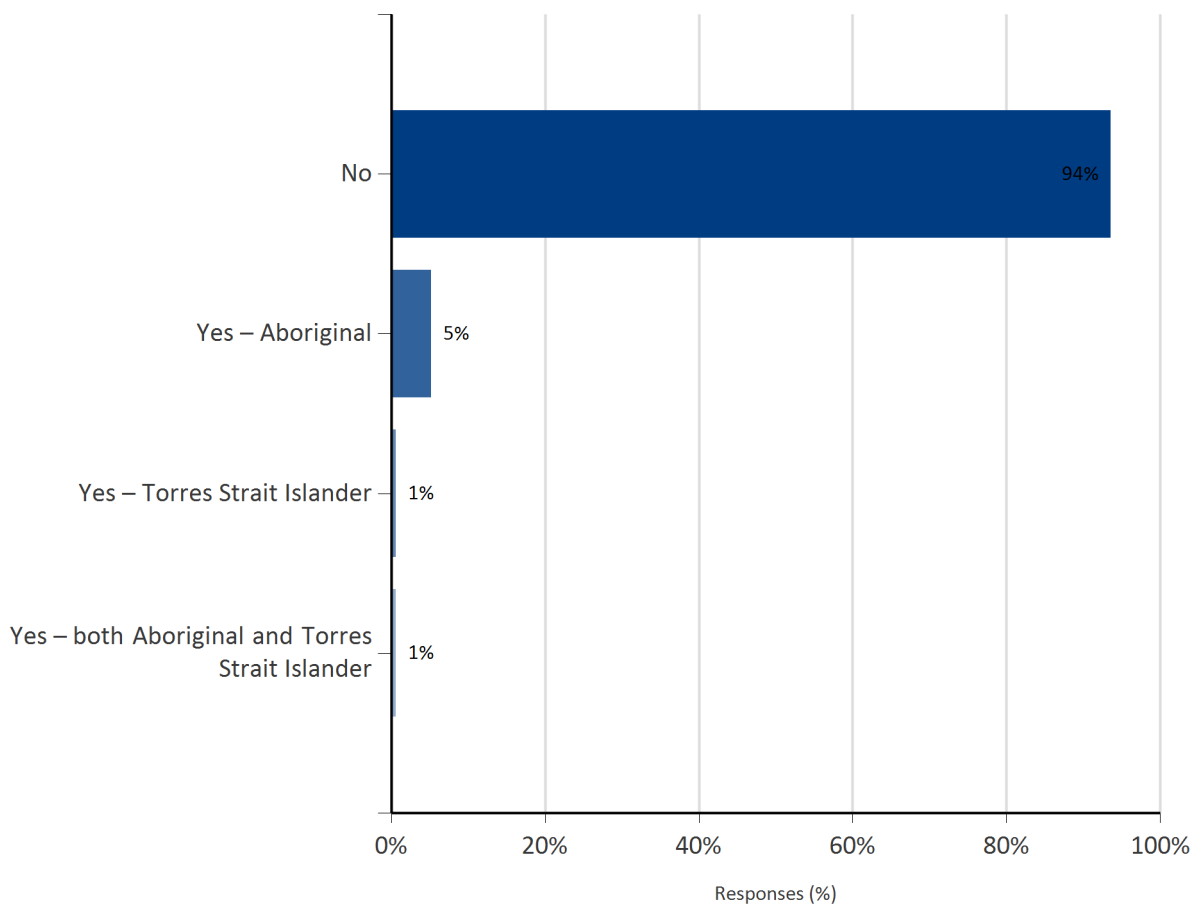


	5		6		7		8		9	
	Num	%	Num	%	Num	%	Num	%	Num	%
Number	70	46%	82	54%	-	-	-	-	-	-

	10		11		12	
	Num	%	Num	%	Num	%
Number	1	1%	-	-	-	-

4 . Are you of Aboriginal or Torres Strait Islander origin?**Question overview**

Module name	Student School Opinion Survey - Demographic Questions
Module owner	National
Category	None
Mandatory	No
Type	Single response multiple choice
Answered	154
Not answered	0



	No		Yes - Aboriginal		Yes - Torres Strait Islander		Yes - both Aboriginal and Torres Strait Islander	
	Num	%	Num	%	Num	%	Num	%
Number	144	94%	8	5%	1	1%	1	1%