

School Survey

Overview

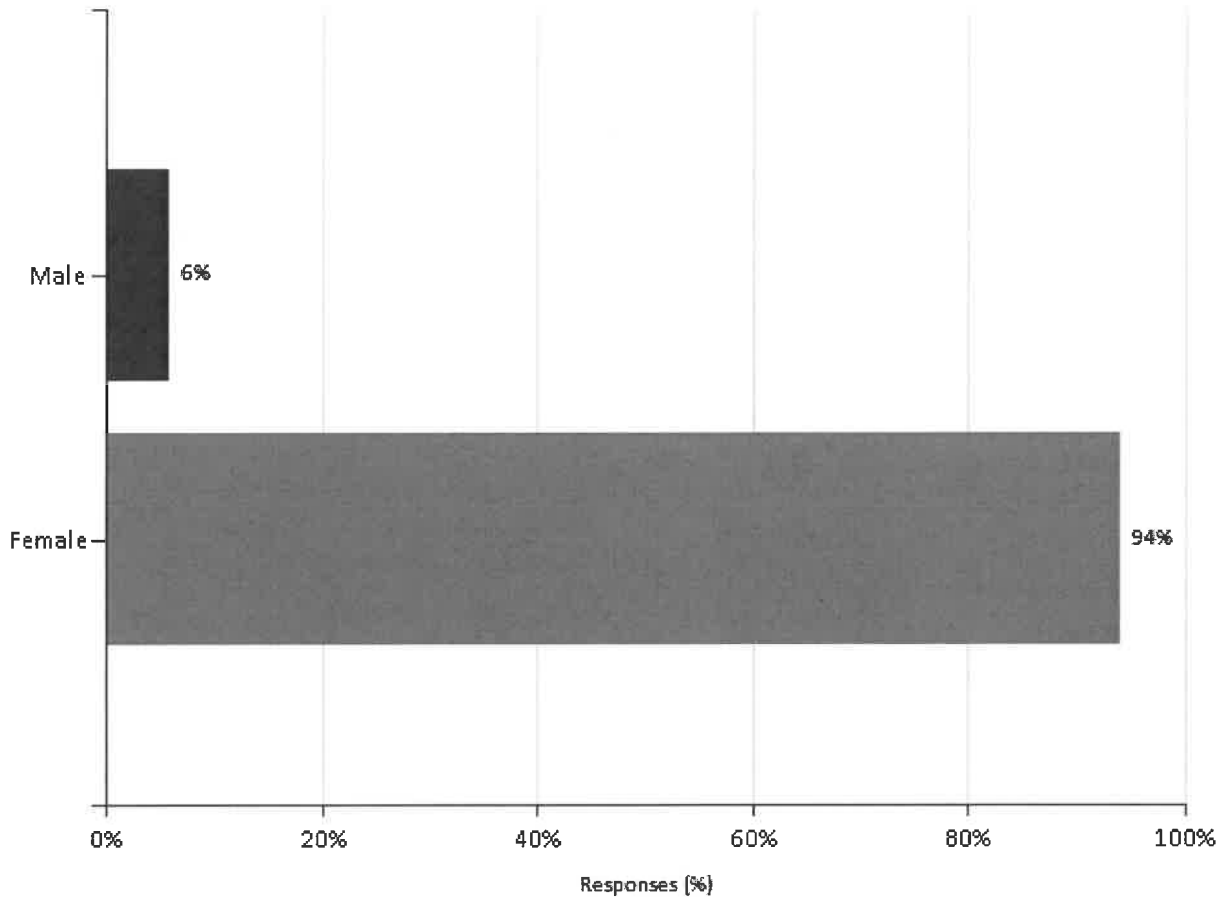
Survey title	Dalyellup Primary School National Parent Survey 2016
Report title	Distribution - single
Organisation name	Dalyellup Primary School
Generation time & date	3:46PM - 21 Nov 2016
Generated by	Gary Quinn
Distribution name	Dalyellup Primary School National Parent Survey 2016 - 18/10/2016 11:39 AM
School year	2016
Num of online responses	34
Num of manual responses	0

Question overview information	Yes
N/A responses	Yes
Open text responses	No
'Other' responses	No
Order of questions	Sequential
Graphs	Yes

1 . Are you male or female?

Question overview

Module name	Parent School Opinion Survey – Demographic Questions (revised 2016)
Module owner	WA Public Schools
Category	None
Mandatory	No
Type	Single response multiple choice
Answered	34
Not answered	0

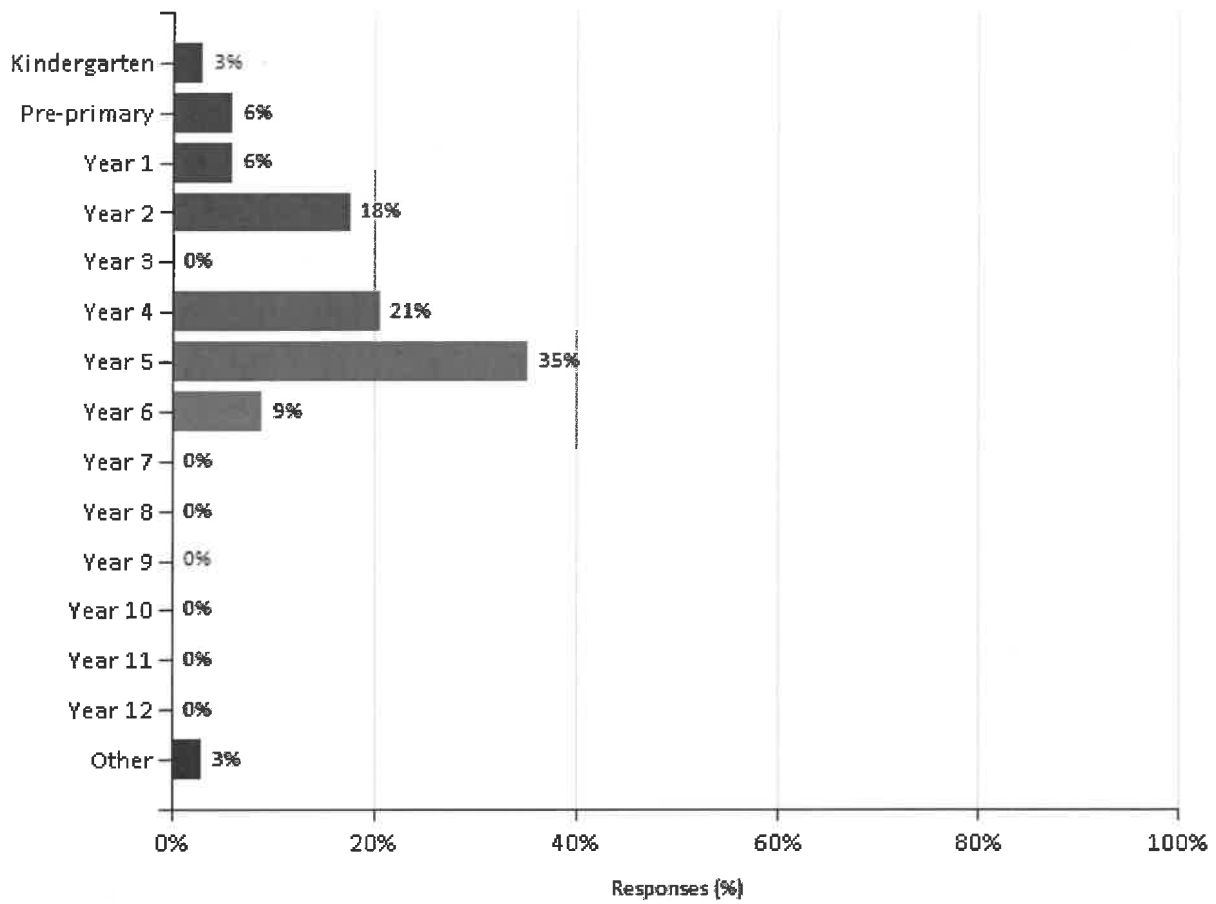


	Male		Female	
	Num	%	Num	%
Number	2	6%	32	94%

2 . What is the Year level of the child you are considering when you answer this survey?

Question overview

Module name	Parent School Opinion Survey – Demographic Questions (revised 2016)
Module owner	WA Public Schools
Category	None
Mandatory	No
Type	Single response multiple choice
Answered	34
Not answered	0



	Kindergarten		Pre-primary		Year 1		Year 2		Year 3		Year 4		Year 5	
	Num	%	Num	%	Num	%	Num	%	Num	%	Num	%	Num	%
Number	1	3%	2	6%	2	6%	6	18%	-	-	7	21%	12	35%

	Year 6		Year 7		Year 8		Year 9		Year 10		Year 11		Year 12	
	Num	%	Num	%	Num	%	Num	%	Num	%	Num	%	Num	%
Number	3	9%	-	-	-	-	-	-	-	-	-	-	-	-

	Other	
	Num	%
Number	1	3%

3 . Please rate the items below

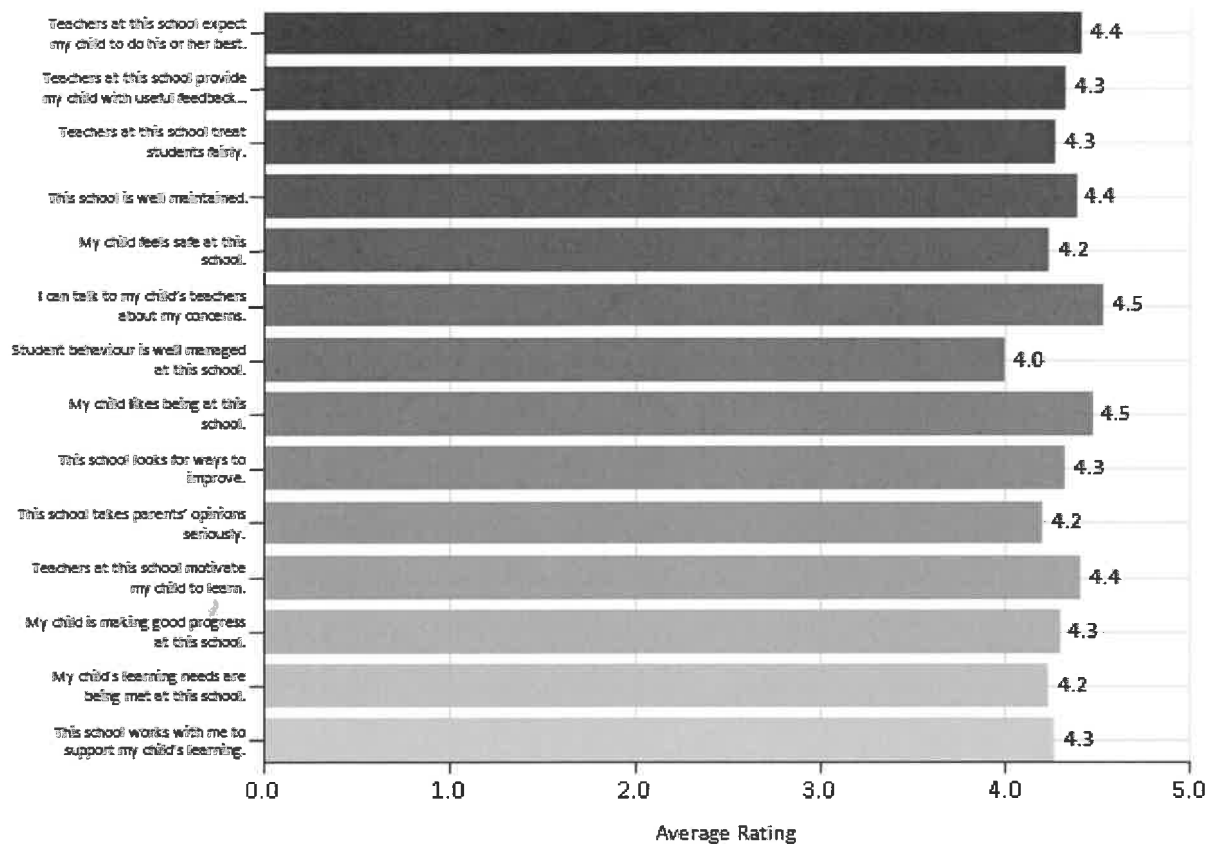
Question overview

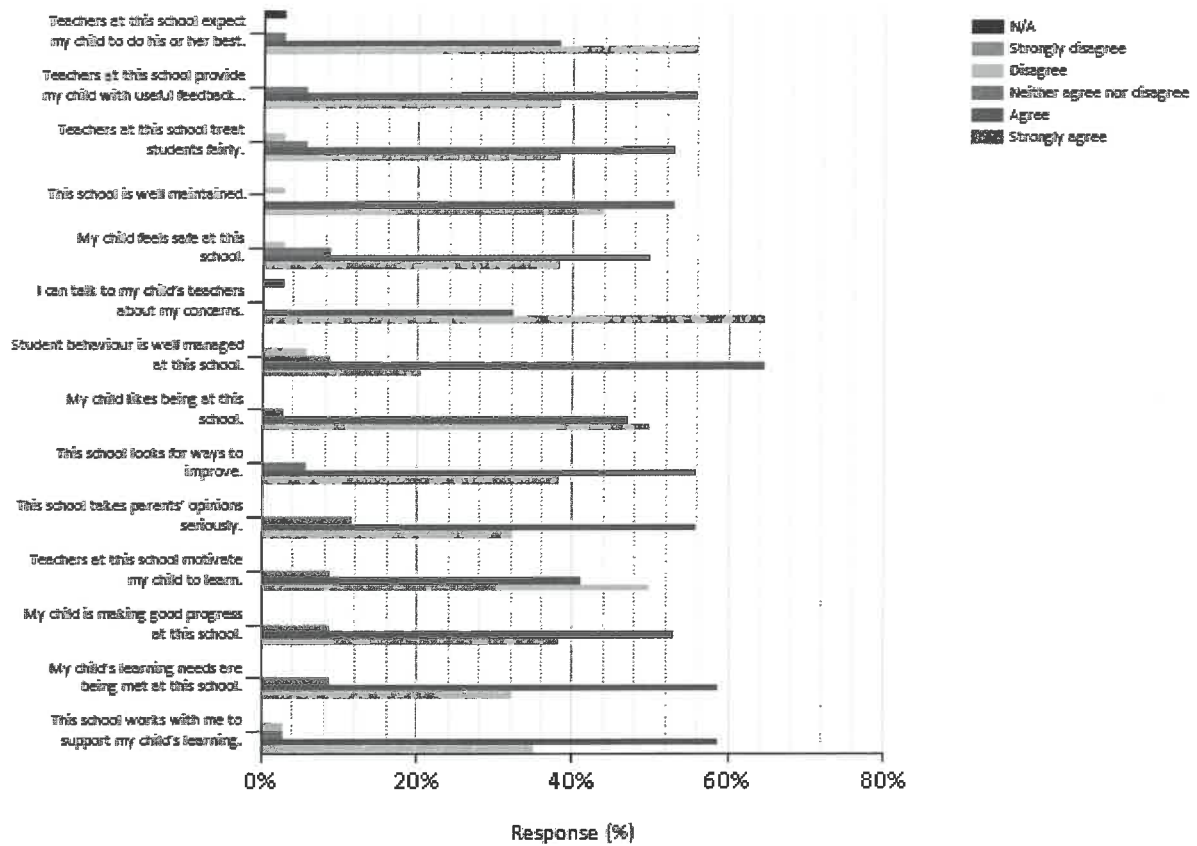
Module name	National parent questions
Module owner	National
Category	None
Mandatory	Yes
Type	Multiple rating (multi row likert)
Answered	34
Not answered	0

Rating

Score

Strongly agree	5
Agree	4
Neither agree nor disagree	3
Disagree	2
Strongly disagree	1
N/A	Null





	N/A		Strongly disagree		Disagree		Neither agree nor disagree		Agree		Strongly agree	
	Num	%	Num	%	Num	%	Num	%	Num	%	Num	%
Teachers at this school expect my child to do his or her best.	1	3%	-	-	-	-	1	3%	13	38%	19	56%
Teachers at this school provide my child with useful feedback about his or her school work.	-	-	-	-	-	-	2	6%	19	56%	13	38%
Teachers at this school treat students fairly.	-	-	-	-	1	3%	2	6%	18	53%	13	38%
This school is well maintained.	-	-	-	-	1	3%	-	-	18	53%	15	44%
My child feels safe at this school.	-	-	-	-	1	3%	3	9%	17	50%	13	38%
I can talk to my child's teachers about my concerns.	1	3%	-	-	-	-	-	-	11	32%	22	65%
Student behaviour is well managed at this school.	-	-	-	-	2	6%	3	9%	22	65%	7	21%
My child likes being at this school.	-	-	-	-	-	-	1	3%	16	47%	17	50%
This school looks for ways to improve.	-	-	-	-	-	-	2	6%	19	56%	13	38%
This school takes parents' opinions seriously.	-	-	-	-	-	-	4	12%	19	56%	11	32%
Teachers at this school motivate my child to learn.	-	-	-	-	-	-	3	9%	14	41%	17	50%
My child is making good progress at this school.	-	-	-	-	-	-	3	9%	18	53%	13	38%

My child's learning needs are being met at this school.	-	-	-	-	-	-	3	9%	20	59%	11	32%
This school works with me to support my child's learning.	-	-	-	-	1	3%	1	3%	20	59%	12	35%

4 . Please rate the items below.

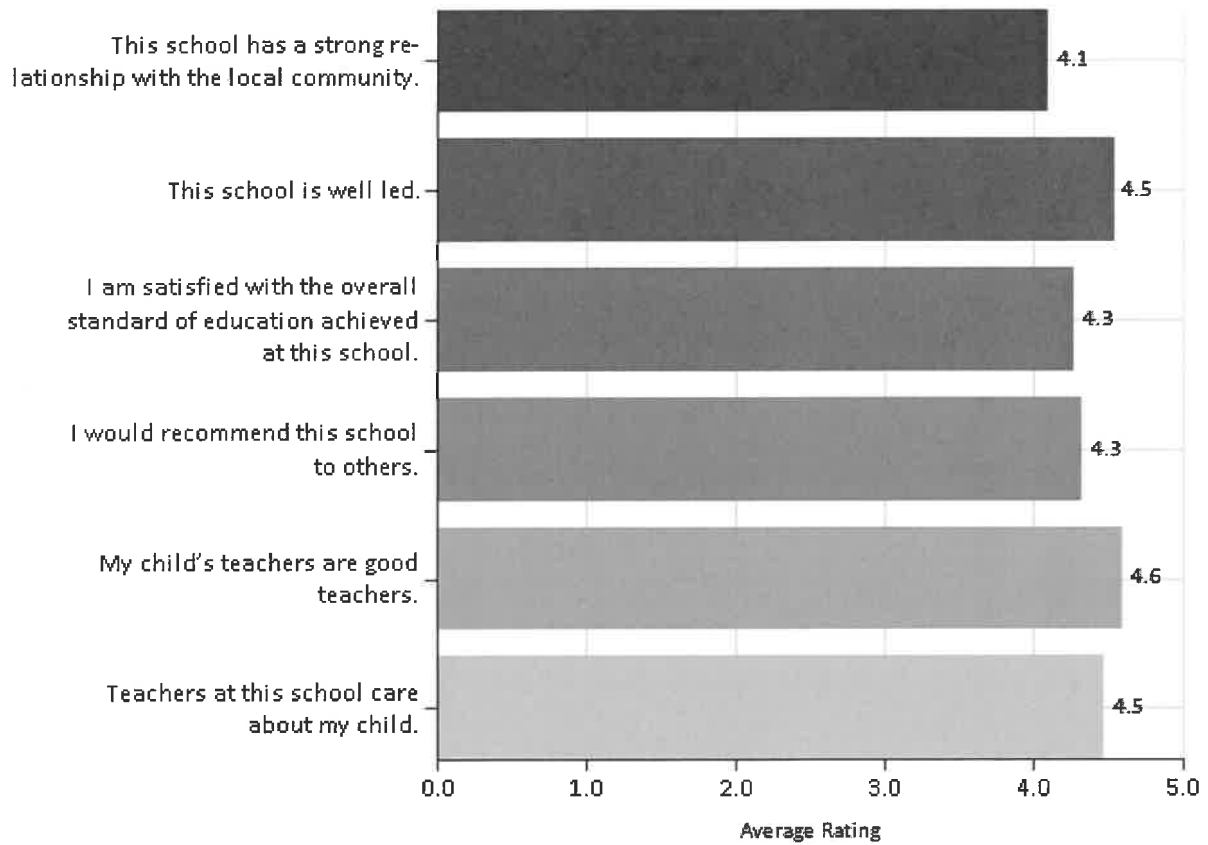
Question overview

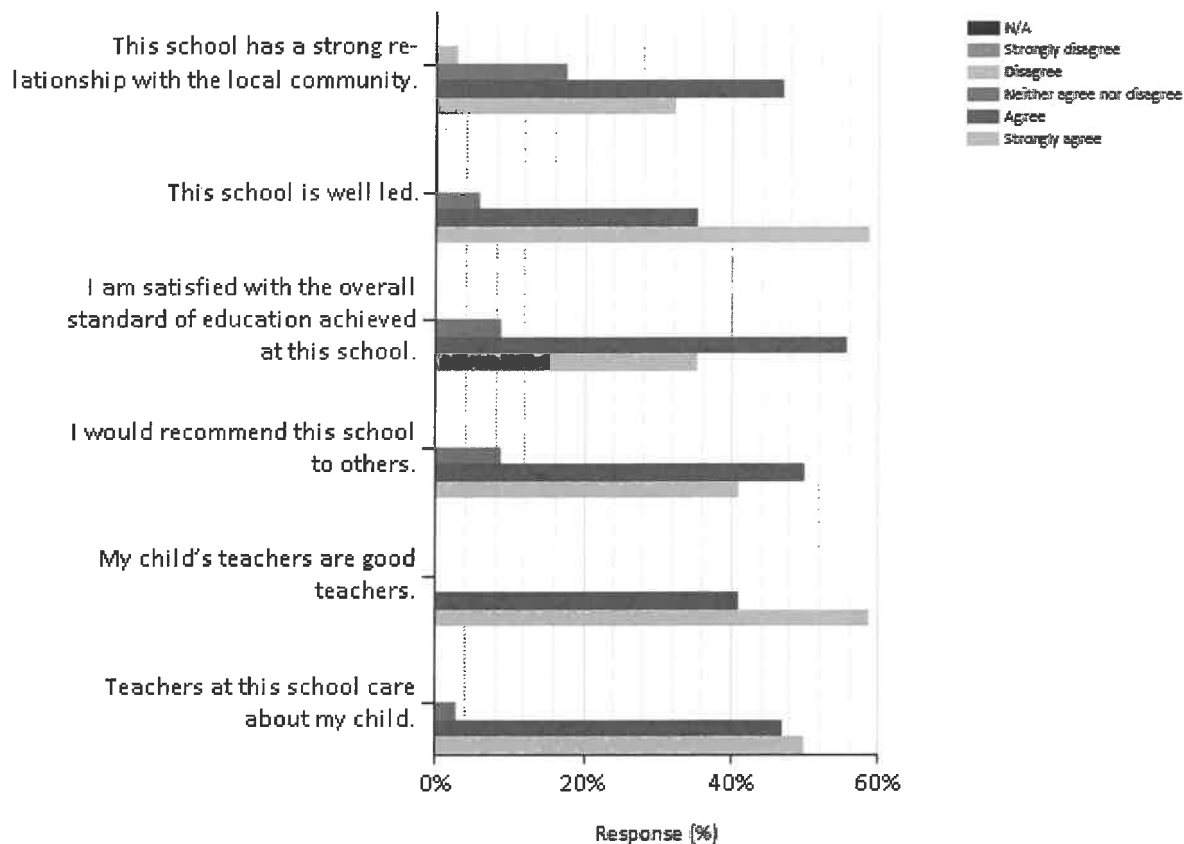
Module name	WA Public Schools - Parent Survey Items (revised 2016)
Module owner	WA Public Schools
Category	Leadership & Management
Mandatory	Yes
Type	Multiple rating (multi row likert)
Answered	34
Not answered	0

Rating

Score

Strongly agree	5
Agree	4
Neither agree nor disagree	3
Disagree	2
Strongly disagree	1
N/A	Null



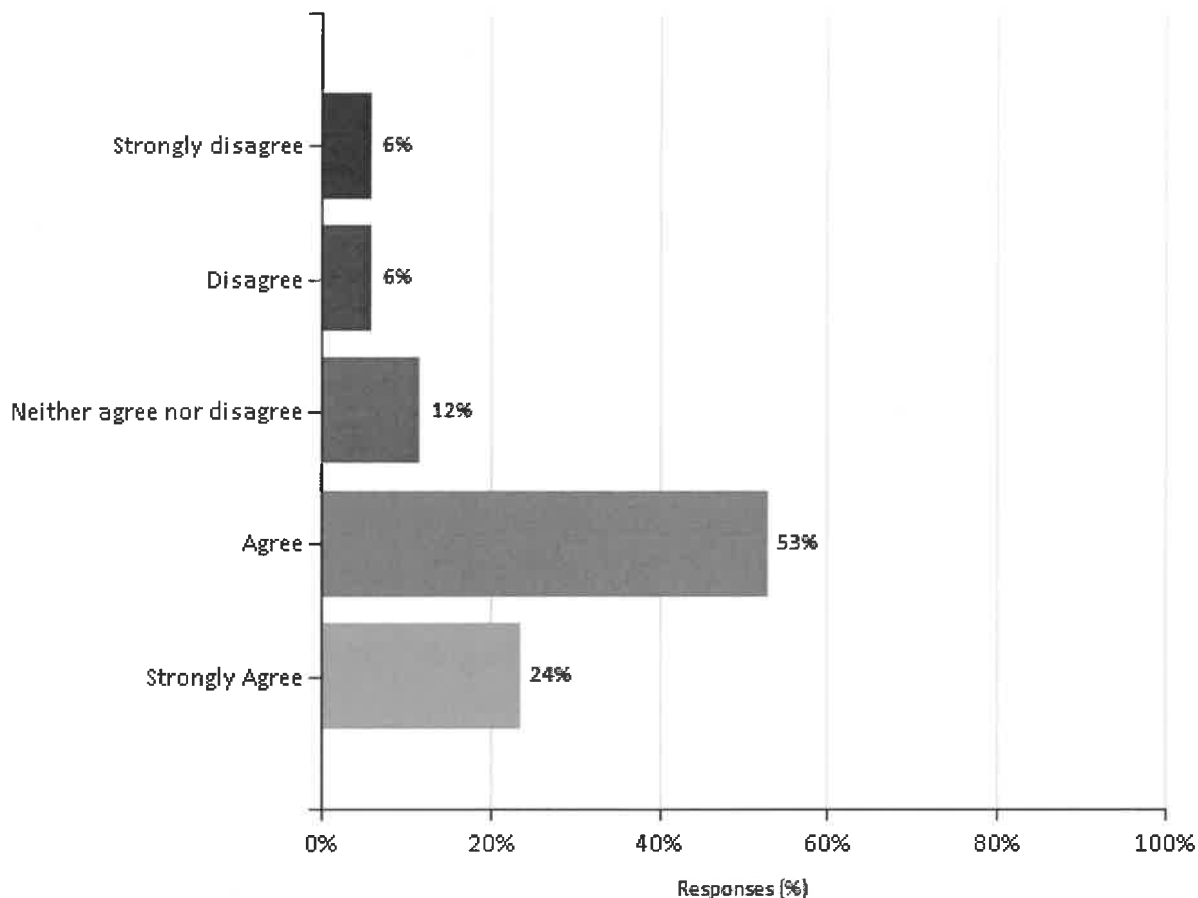


	N/A		Strongly disagree		Disagree		Neither agree nor disagree		Agree		Strongly agree	
	Num	%	Num	%	Num	%	Num	%	Num	%	Num	%
This school has a strong relationship with the local community.	-	-	-	-	1	3%	6	18%	16	47%	11	32%
This school is well led.	-	-	-	-	-	-	2	6%	12	35%	20	59%
I am satisfied with the overall standard of education achieved at this school.	-	-	-	-	-	-	3	9%	19	56%	12	35%
I would recommend this school to others.	-	-	-	-	-	-	3	9%	17	50%	14	41%
My child's teachers are good teachers.	-	-	-	-	-	-	-	-	14	41%	20	59%
Teachers at this school care about my child.	-	-	-	-	-	-	1	3%	16	47%	17	50%

5 . The school has moved away from paper communication to digital. In order to inform parents/carers and the community about school/classroom operations our school utilises a range of tools, such as, our School Website, Skoolbag, Edmodo, Seesaw, Connect and more recently Class Dojo. Do you believe the move to digital communication is proving to be more effective?

Question overview

Category	None
Mandatory	Yes
Type	Single response multiple choice
Answered	34
Not answered	0

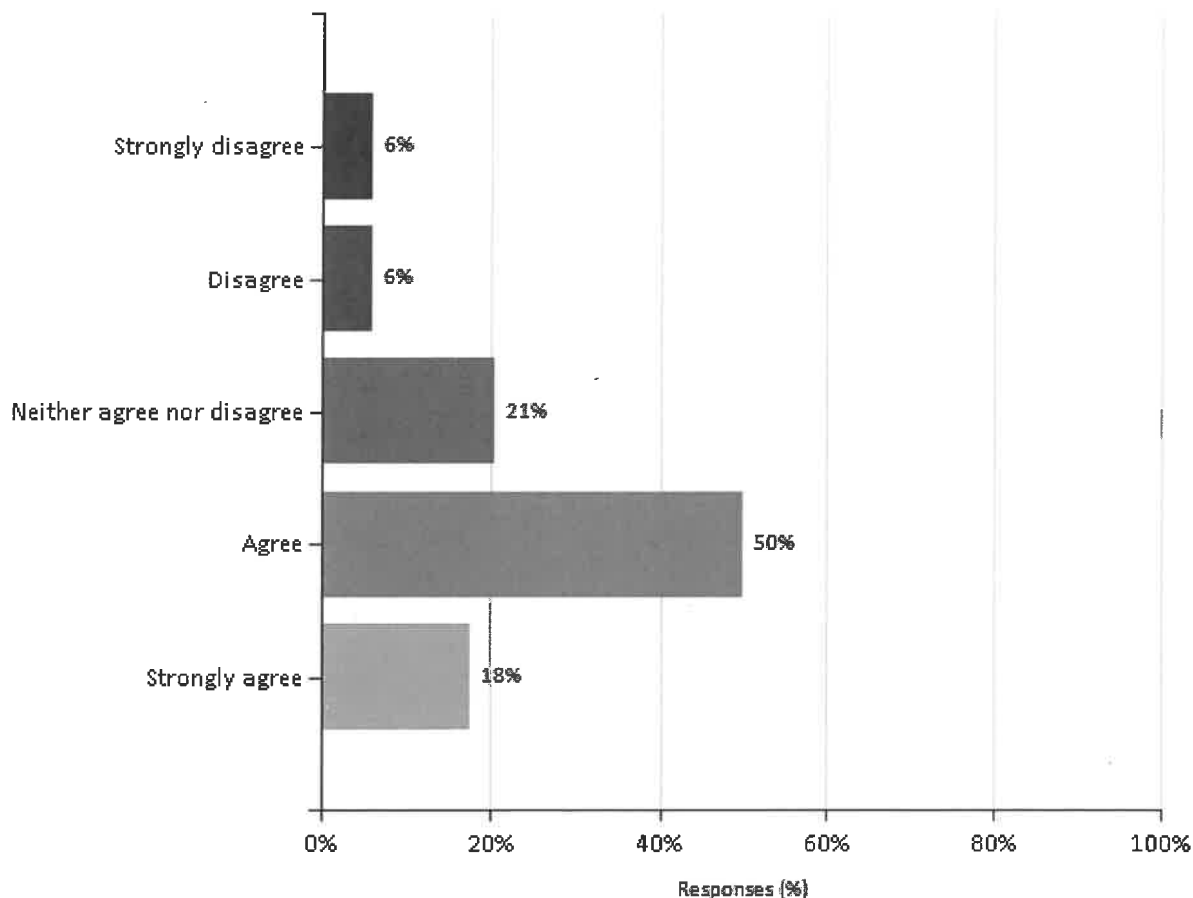


	Strongly disagree		Disagree		Neither agree nor disagree		Agree		Strongly Agree	
	Num	%	Num	%	Num	%	Num	%	Num	%
Number	2	6%	2	6%	4	12%	18	53%	8	24%

6 . To equip students to operate effectively in the digital age, the school uses iPads to support teaching and learning for all students from Pre-primary to Year 6. Do you believe this technology is assisting students to improve their learning outcomes?

Question overview

Category	None
Mandatory	Yes
Type	Single response multiple choice
Answered	34
Not answered	0

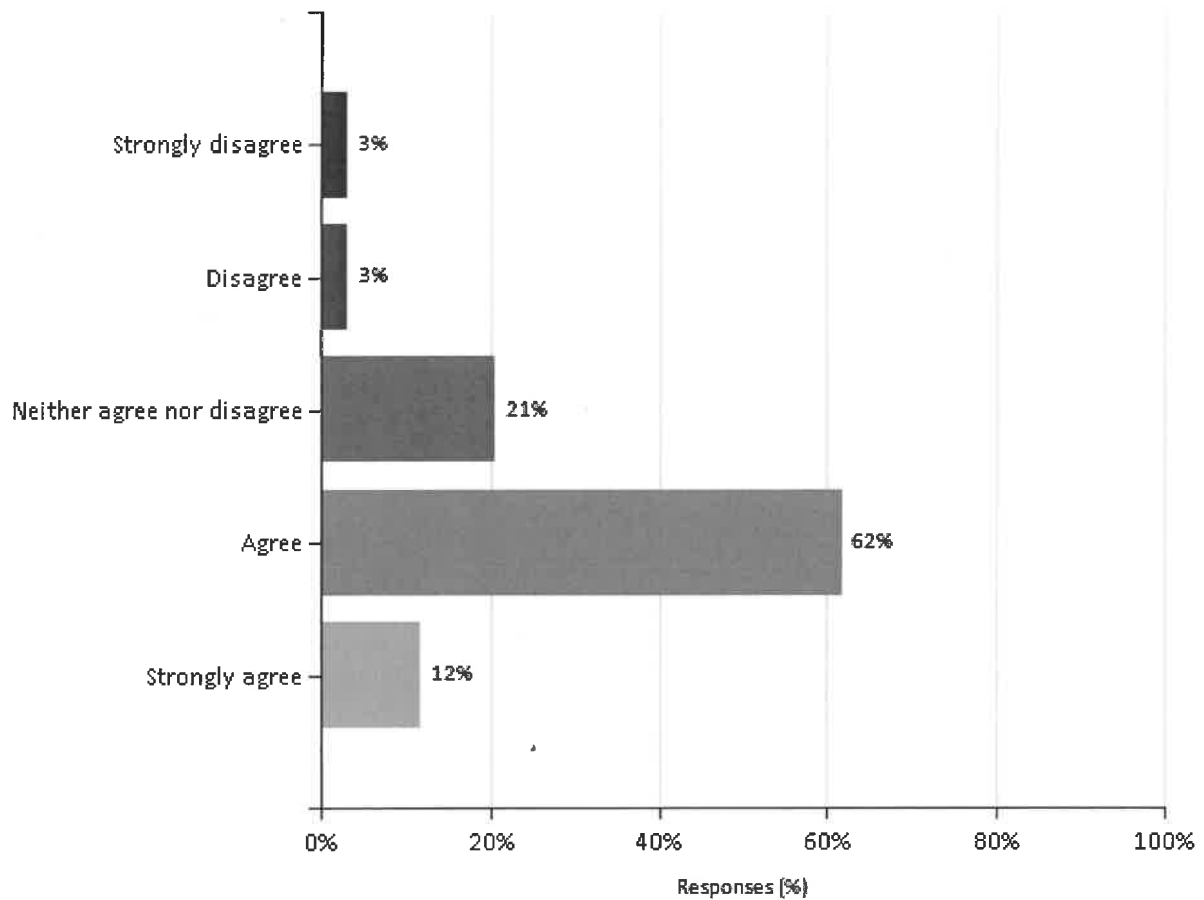


	Strongly disagree		Disagree		Neither agree nor disagree		Agree		Strongly agree	
	Num	%	Num	%	Num	%	Num	%	Num	%
Number	2	6%	2	6%	7	21%	17	50%	6	18%

7 . Positive Behaviours in Schools provides a framework for all school community members to promote acceptable, positive behaviour. Do you think this school wide initiative is having an impact upon your child?

Question overview

Category	None
Mandatory	Yes
Type	Single response multiple choice
Answered	34
Not answered	0



	Strongly disagree		Disagree		Neither agree nor disagree		Agree		Strongly agree	
	Num	%	Num	%	Num	%	Num	%	Num	%
Number	1	3%	1	3%	7	21%	21	62%	4	12%