

School Survey

Overview

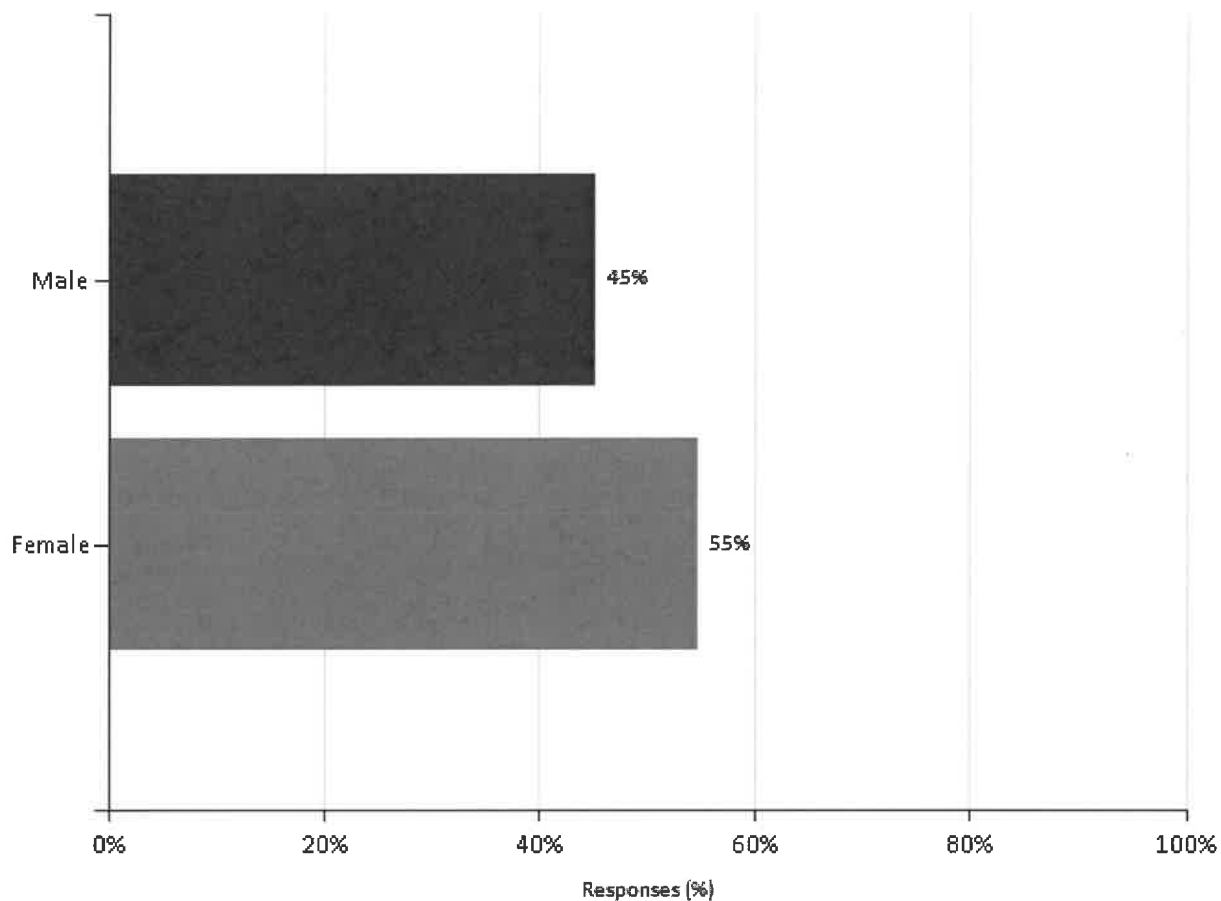
Survey title	Dalyellup Primary School National Student Survey 2016
Report title	Distribution - single
Organisation name	Dalyellup Primary School
Generation time & date	3:46PM - 21 Nov 2016
Generated by	Gary Quinn
Distribution name	Dalyellup Primary School National Student Survey 2016 - 17/10/2016 5:55 PM
School year	2016
Num of online responses	190
Num of manual responses	0

Question overview information	Yes
N/A responses	Yes
Open text responses	No
'Other' responses	No
Order of questions	Sequential
Graphs	Yes

1 . Are you male or female?

Question overview

Module name	Student School Opinion Survey – Demographic Questions
Module owner	National
Category	None
Mandatory	No
Type	Single response multiple choice
Answered	190
Not answered	0

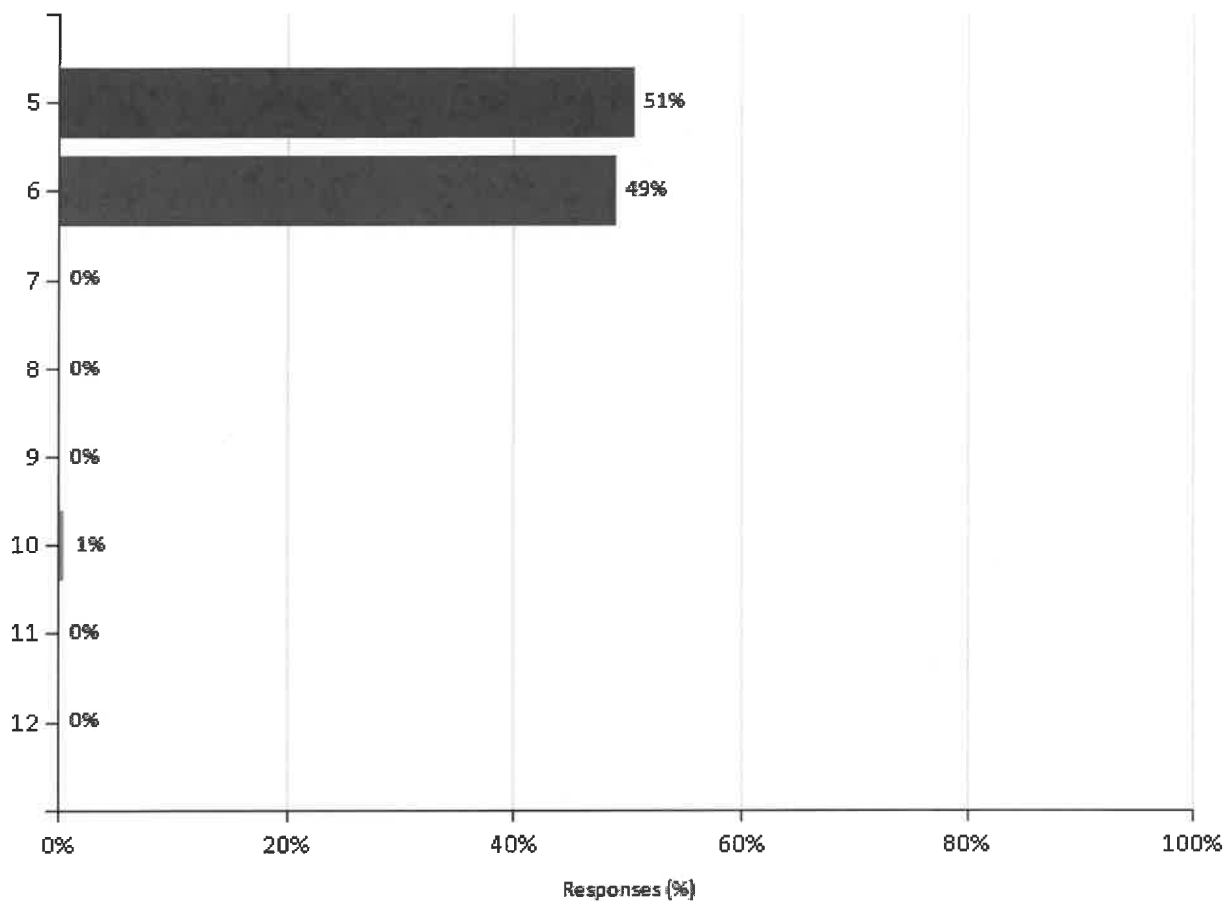


	Male		Female	
	Num	%	Num	%
Number	86	45%	104	55%

2 . What Year level are you?

Question overview

Module name	Student School Opinion Survey – Demographic Questions
Module owner	National
Category	None
Mandatory	No
Type	Single response multiple choice
Answered	190
Not answered	0



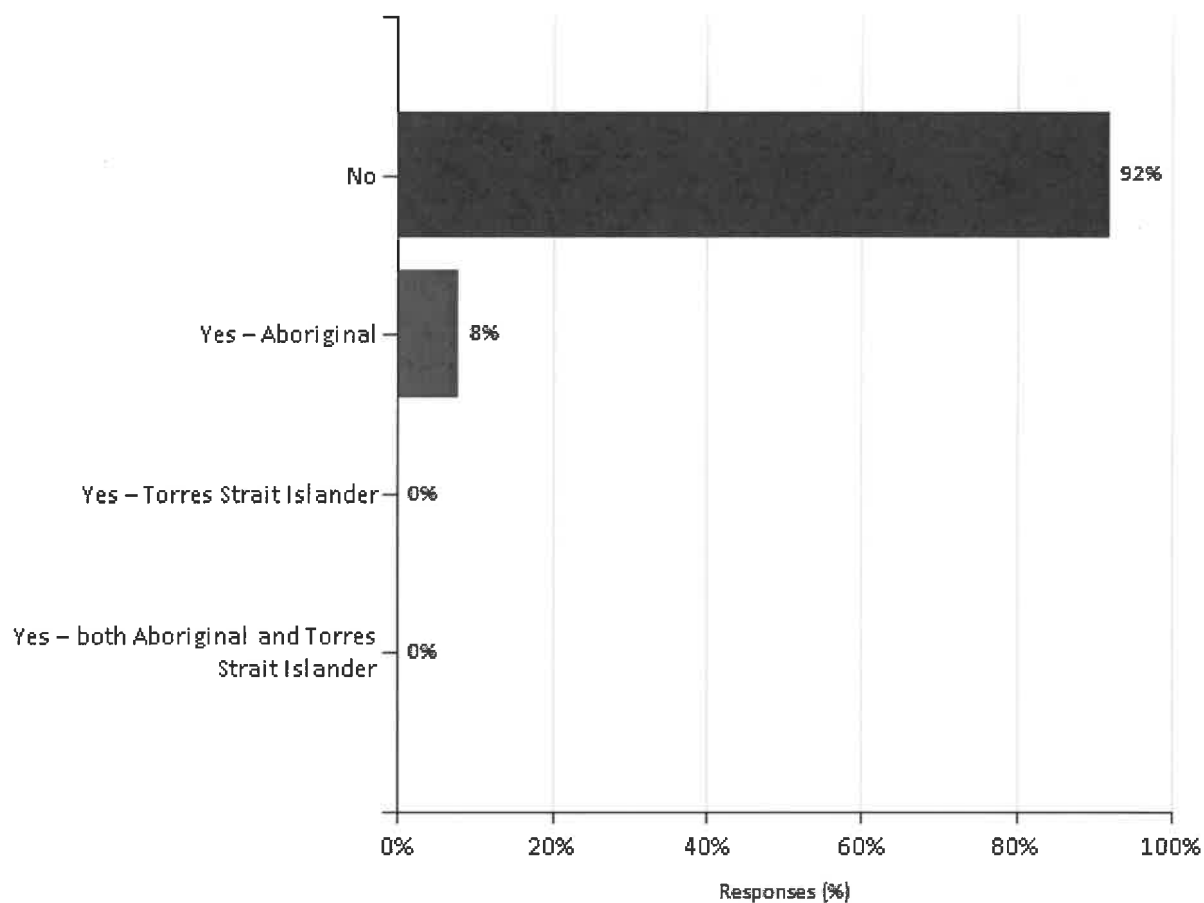
	5		6		7		8		9	
	Num	%	Num	%	Num	%	Num	%	Num	%
Number	96	51%	93	49%	-	-	-	-	-	-

	10		11		12	
	Num	%	Num	%	Num	%
Number	1	1%	-	-	-	-

3 . Are you of Aboriginal or Torres Strait Islander origin?

Question overview

Module name	Student School Opinion Survey – Demographic Questions
Module owner	National
Category	None
Mandatory	No
Type	Single response multiple choice
Answered	190
Not answered	0



	No		Yes – Aboriginal		Yes – Torres Strait Islander		Yes – both Aboriginal and Torres Strait Islander	
	Num	%	Num	%	Num	%	Num	%
Number	175	92%	15	8%	-	-	-	-

4 . Please rate the items below

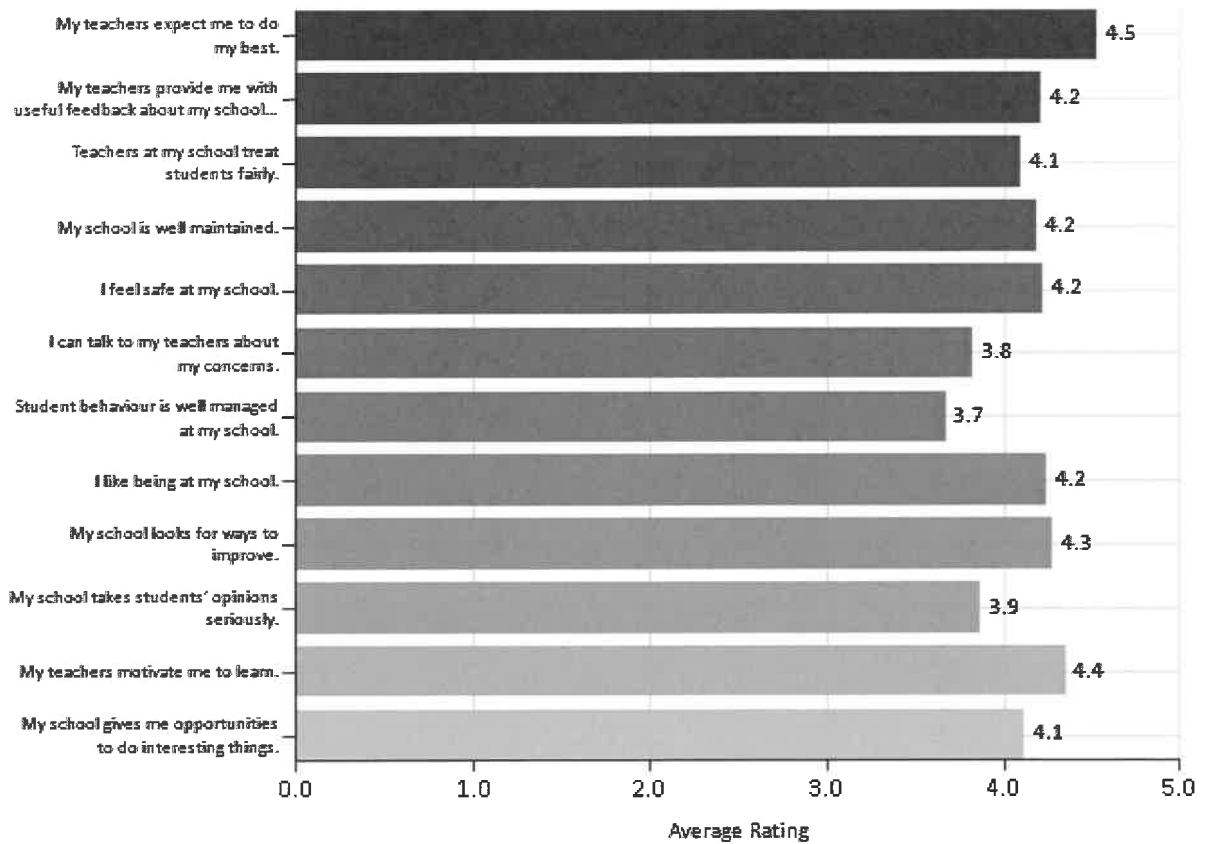
Question overview

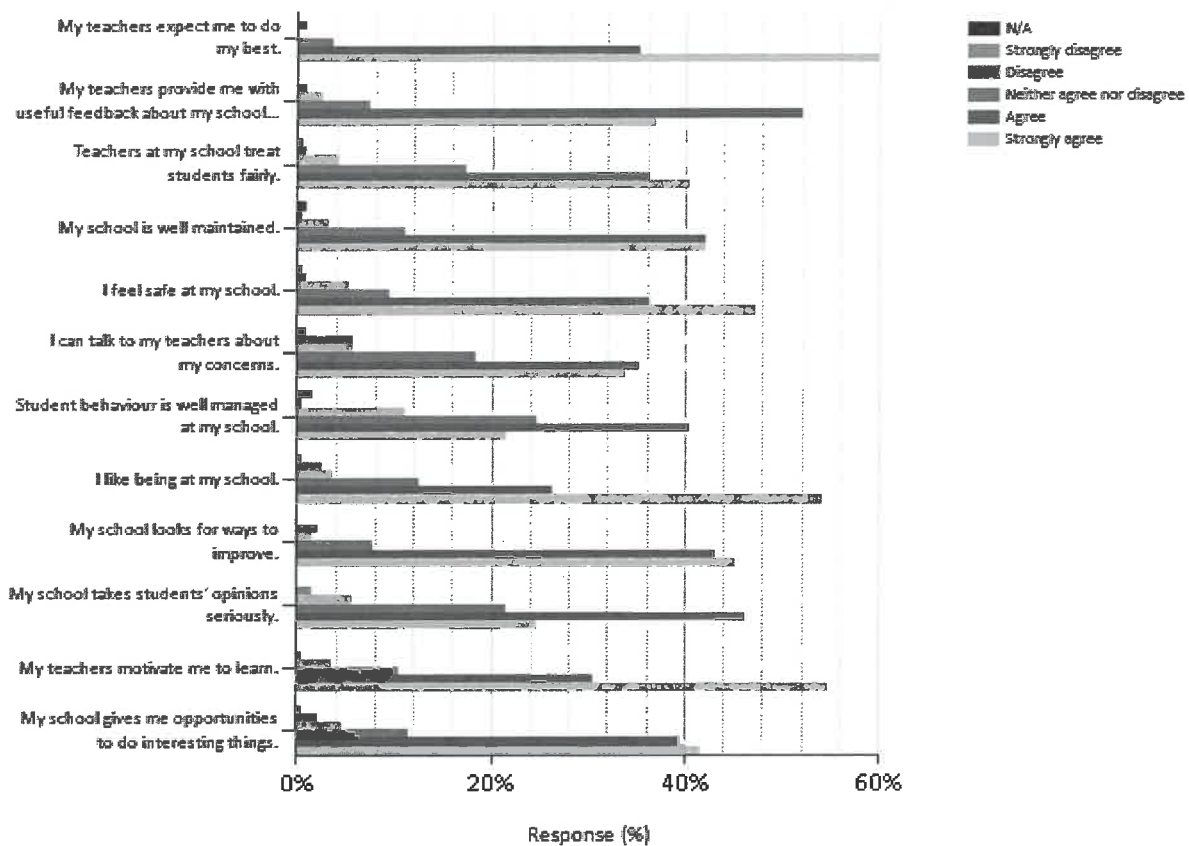
Module name	National student questions
Module owner	National
Category	None
Mandatory	Yes
Type	Multiple rating (multi row likert)
Answered	190
Not answered	0

Rating

Score

Strongly agree	5
Agree	4
Neither agree nor disagree	3
Disagree	2
Strongly disagree	1
N/A	Null





	N/A		Strongly disagree		Disagree		Neither agree nor disagree		Agree		Strongly agree	
	Num	%	Num	%	Num	%	Num	%	Num	%	Num	%
My teachers expect me to do my best.	-	-	2	1%	-	-	7	4%	67	35%	114	60%
My teachers provide me with useful feedback about my school work.	-	-	2	1%	5	3%	14	7%	99	52%	70	37%
Teachers at my school treat students fairly.	1	1%	2	1%	8	4%	33	17%	69	36%	77	41%
My school is well maintained.	2	1%	1	1%	6	3%	21	11%	80	42%	80	42%
I feel safe at my school.	1	1%	2	1%	10	5%	18	9%	69	36%	90	47%
I can talk to my teachers about my concerns.	2	1%	11	6%	11	6%	35	18%	67	35%	64	34%
Student behaviour is well managed at my school.	3	2%	1	1%	21	11%	47	25%	77	41%	41	22%
I like being at my school.	1	1%	5	3%	7	4%	24	13%	50	26%	103	54%
My school looks for ways to improve.	-	-	4	2%	3	2%	15	8%	82	43%	86	45%
My school takes students' opinions seriously.	-	-	3	2%	11	6%	41	22%	88	46%	47	25%
My teachers motivate me to learn.	-	-	1	1%	7	4%	20	11%	58	31%	104	55%
My school gives me opportunities to do interesting things.	1	1%	4	2%	9	5%	22	12%	75	39%	79	42%

5 . Please rate the items below.

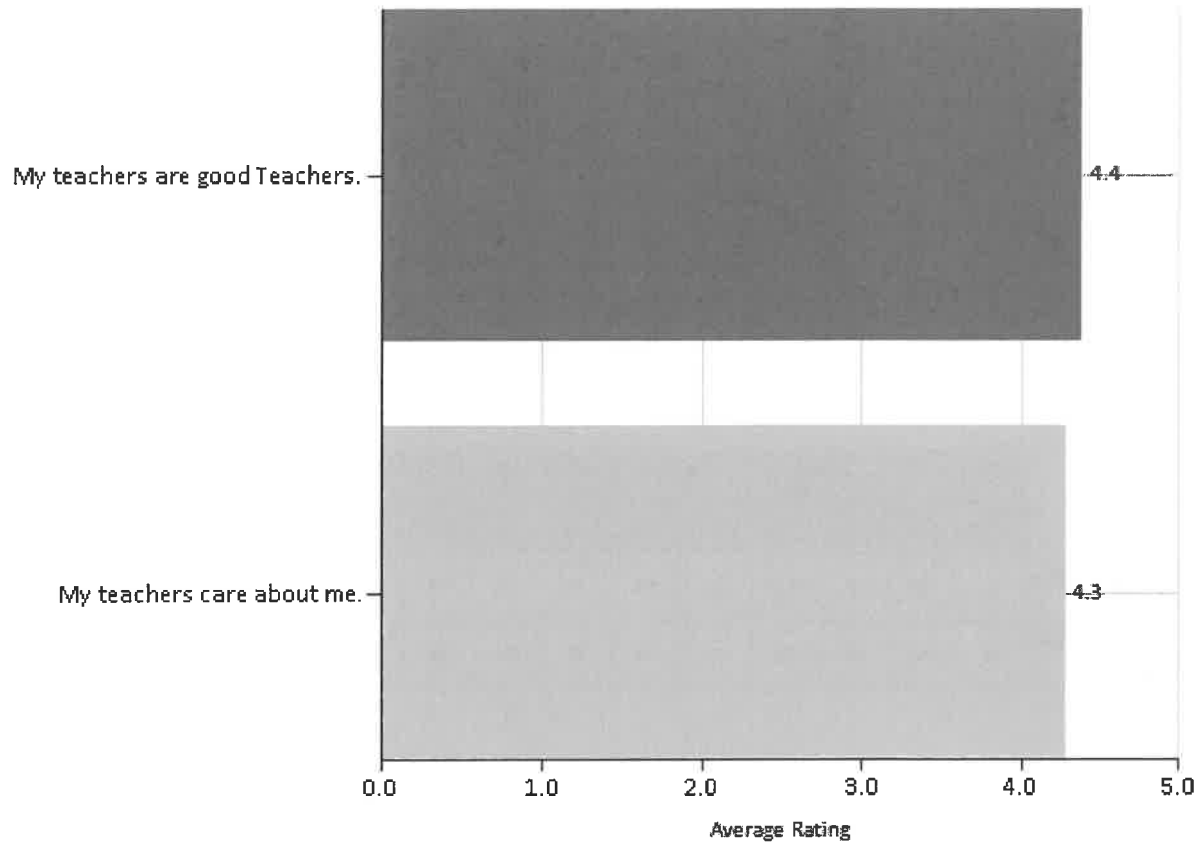
Question overview

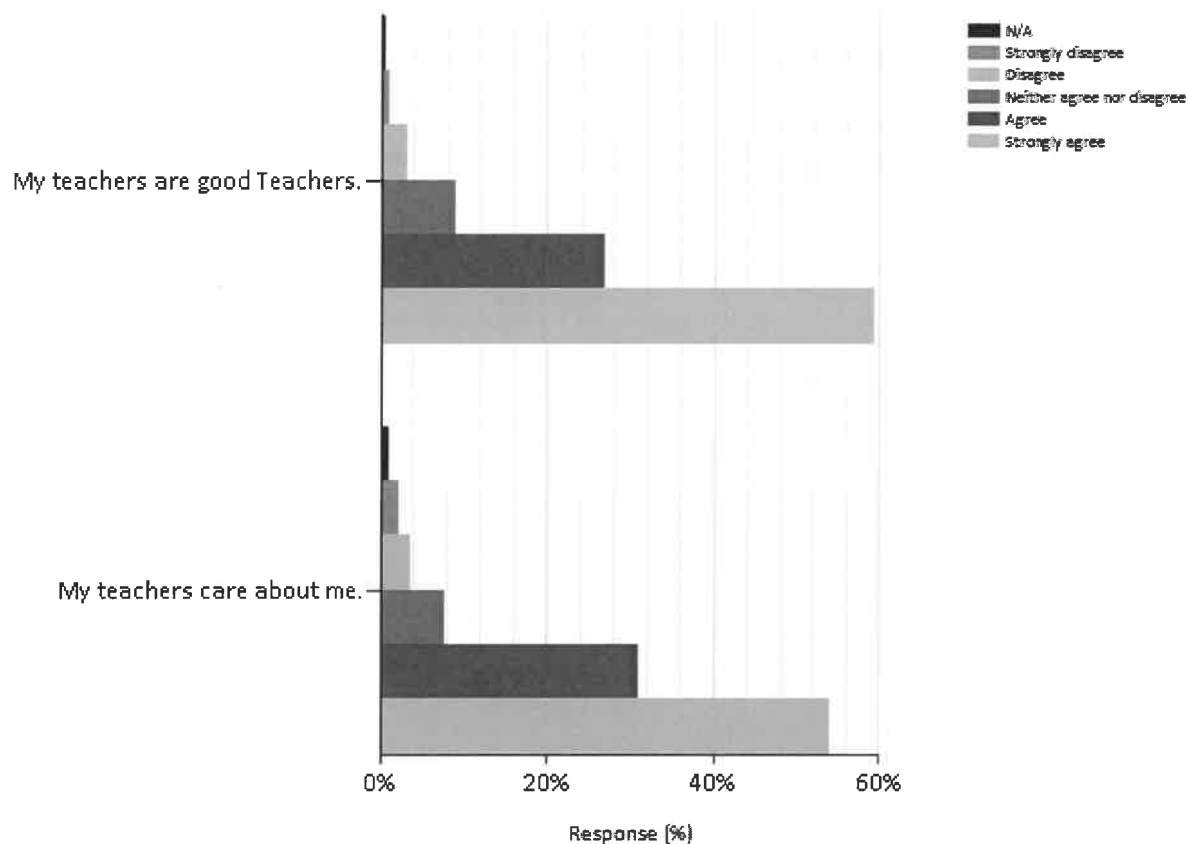
Module name	WA Public Schools - Student Survey Items (revised 2016)
Module owner	WA Public Schools
Category	Learning Environment
Mandatory	Yes
Type	Multiple rating (multi row likert)
Answered	190
Not answered	0

Rating

Score

Strongly agree	5
Agree	4
Neither agree nor disagree	3
Disagree	2
Strongly disagree	1
N/A	Null





	N/A		Strongly disagree		Disagree		Neither agree nor disagree		Agree		Strongly agree	
	Num	%	Num	%	Num	%	Num	%	Num	%	Num	%
My teachers are good Teachers.	1	1%	2	1%	6	3%	17	9%	51	27%	113	59%
My teachers care about me.	2	1%	4	2%	7	4%	15	8%	59	31%	103	54%

